



Heriot-Watt University
Research Gateway

Influence of a CO₂ long term exposure on the mobilisation and speciation of metals in soils

Citation for published version:

Wei, Y, Córdoba, P, Caramanna, G, Maroto-Valer, MM, Nathaniel, P & Steven, MD 2015, 'Influence of a CO₂ long term exposure on the mobilisation and speciation of metals in soils', *Chemie der Erde - Geochemistry*, vol. 75, no. 4, pp. 475-482. <https://doi.org/10.1016/j.chemer.2015.10.003>

Digital Object Identifier (DOI):

[10.1016/j.chemer.2015.10.003](https://doi.org/10.1016/j.chemer.2015.10.003)

Link:

[Link to publication record in Heriot-Watt Research Portal](#)

Published In:

Chemie der Erde - Geochemistry

General rights

Copyright for the publications made accessible via Heriot-Watt Research Portal is retained by the author(s) and / or other copyright owners and it is a condition of accessing these publications that users recognise and abide by the legal requirements associated with these rights.

Take down policy

Heriot-Watt University has made every reasonable effort to ensure that the content in Heriot-Watt Research Portal complies with UK legislation. If you believe that the public display of this file breaches copyright please contact open.access@hw.ac.uk providing details, and we will remove access to the work immediately and investigate your claim.

FIGURES

FIGURE 1. Experimental layout of the ASGARD facility with 12 experimental gassed plots and six control un-gassed plots (modified from Smith et al. (2005)).

FIGURE 2. Variation of pressure with CO₂ incubation time for the oven-dried, 20% θ_m and 30% θ_m ground soils samples.

FIGURE 3. XRD patterns for the oven-dried unground soil with no incubation (a), oven-dried unground and ground soil with no incubation (b), oven-dried ground soil with and without incubation and 20% θ_m and 30% θ_m incubated soils (c).

FIGURE 4. Variation of pH during CO₂ incubation in the oven-dried, 20% θ_m and 30% θ_m ground soils. The initial solution is the pore water of the oven-dried, 20% θ_m , and 30% θ_m non-incubated ground soils.

FIGURE 5. Diagrams of stability of Al-complexes in the pore water of soils as function of CO₂ flow rate. The initial solution is the pore water of the oven-dried, 20% θ_m , and 30% θ_m non-incubated ground soils.

FIGURE 6. Diagrams of stability of Cr-complexes in the pore water of soils as function of CO₂ flow rate. The initial solution is the pore water of the oven-dried, 20% θ_m , and 30% θ_m non-incubated ground soils.

FIGURE 1

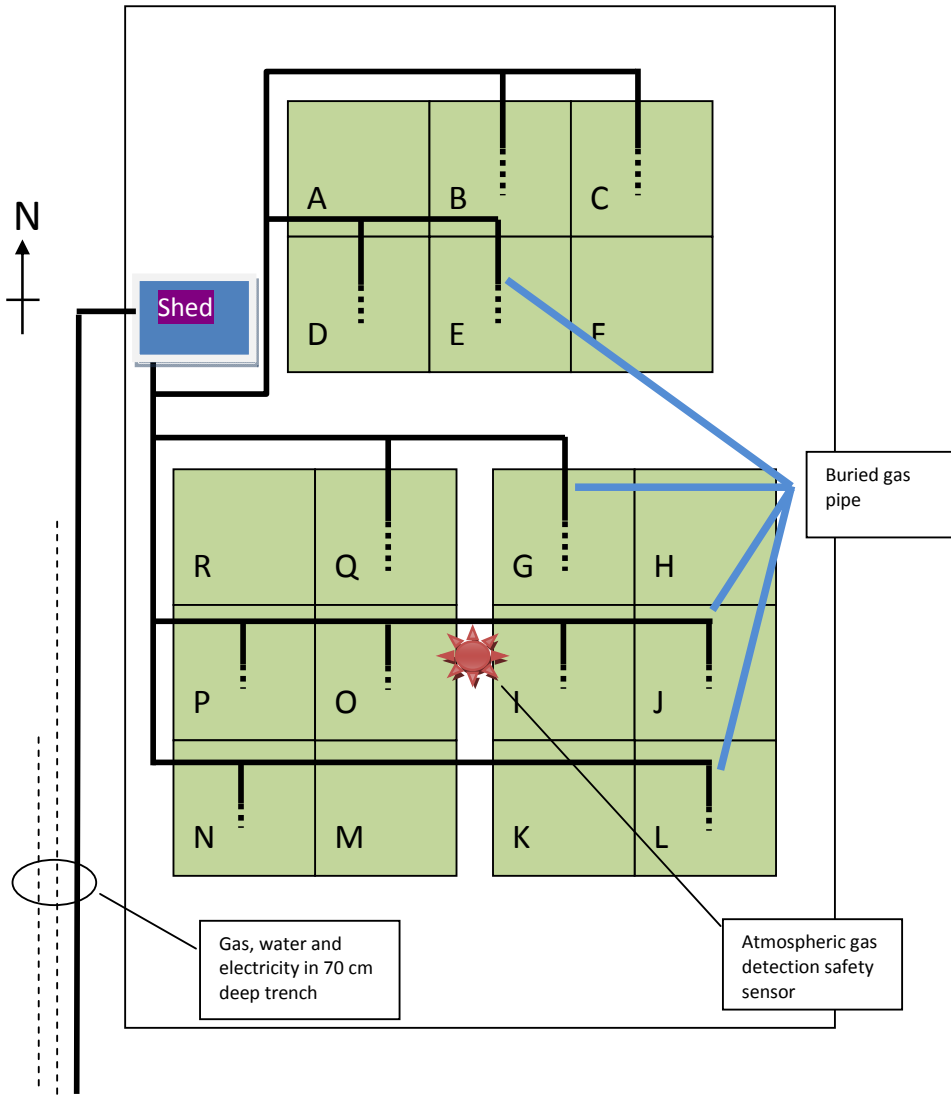


FIGURE 2

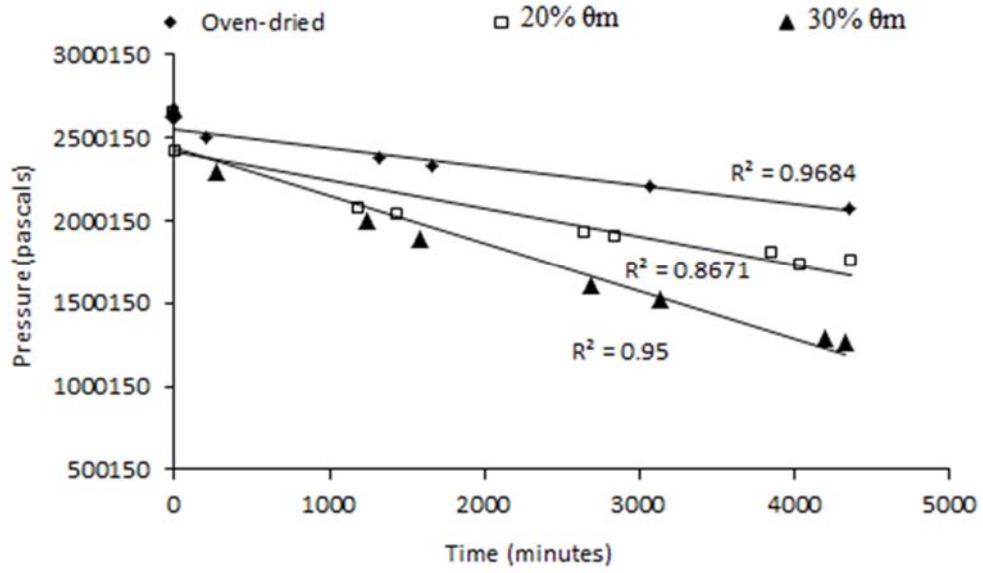


FIGURE 3

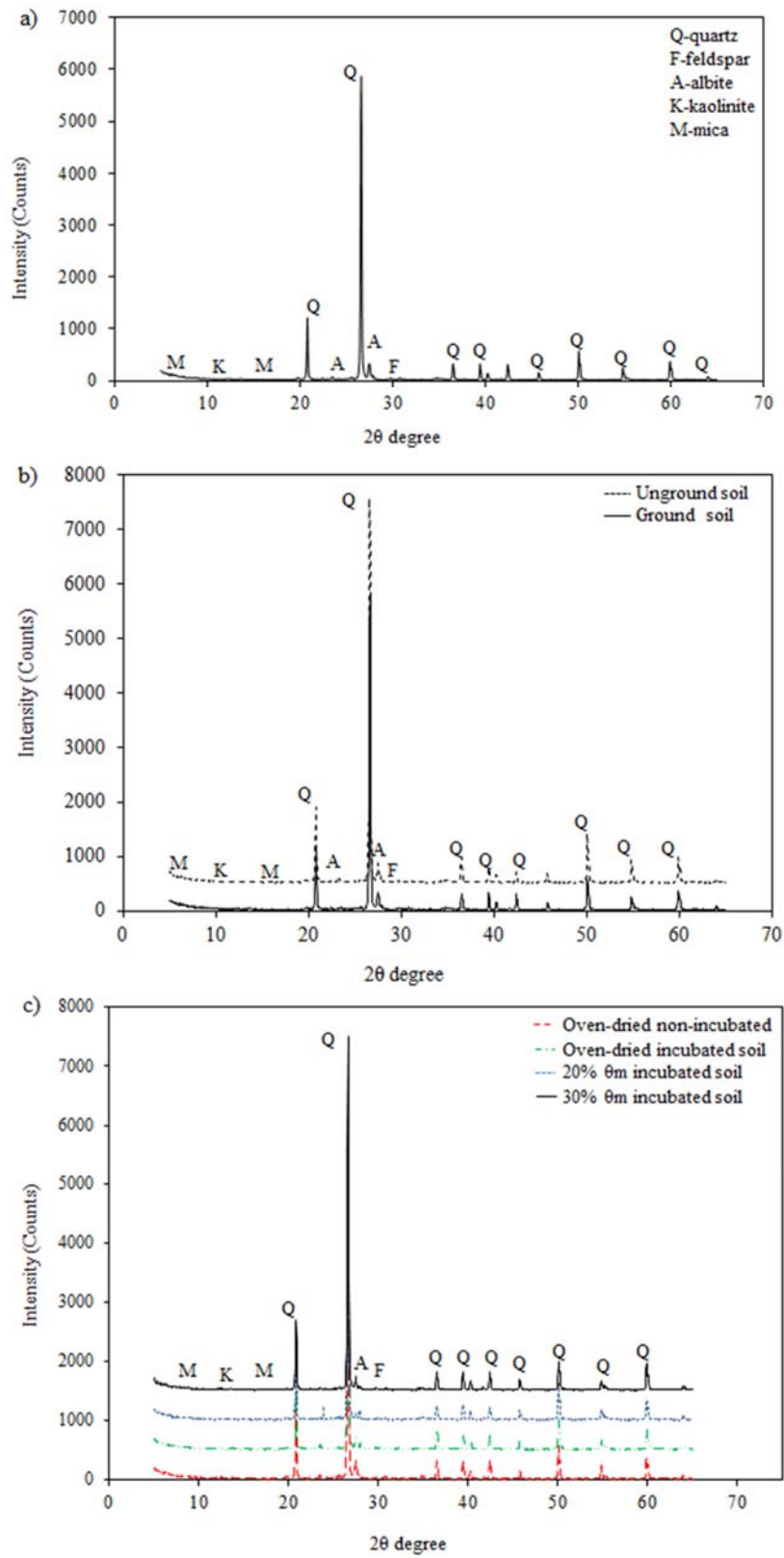


FIGURE 4

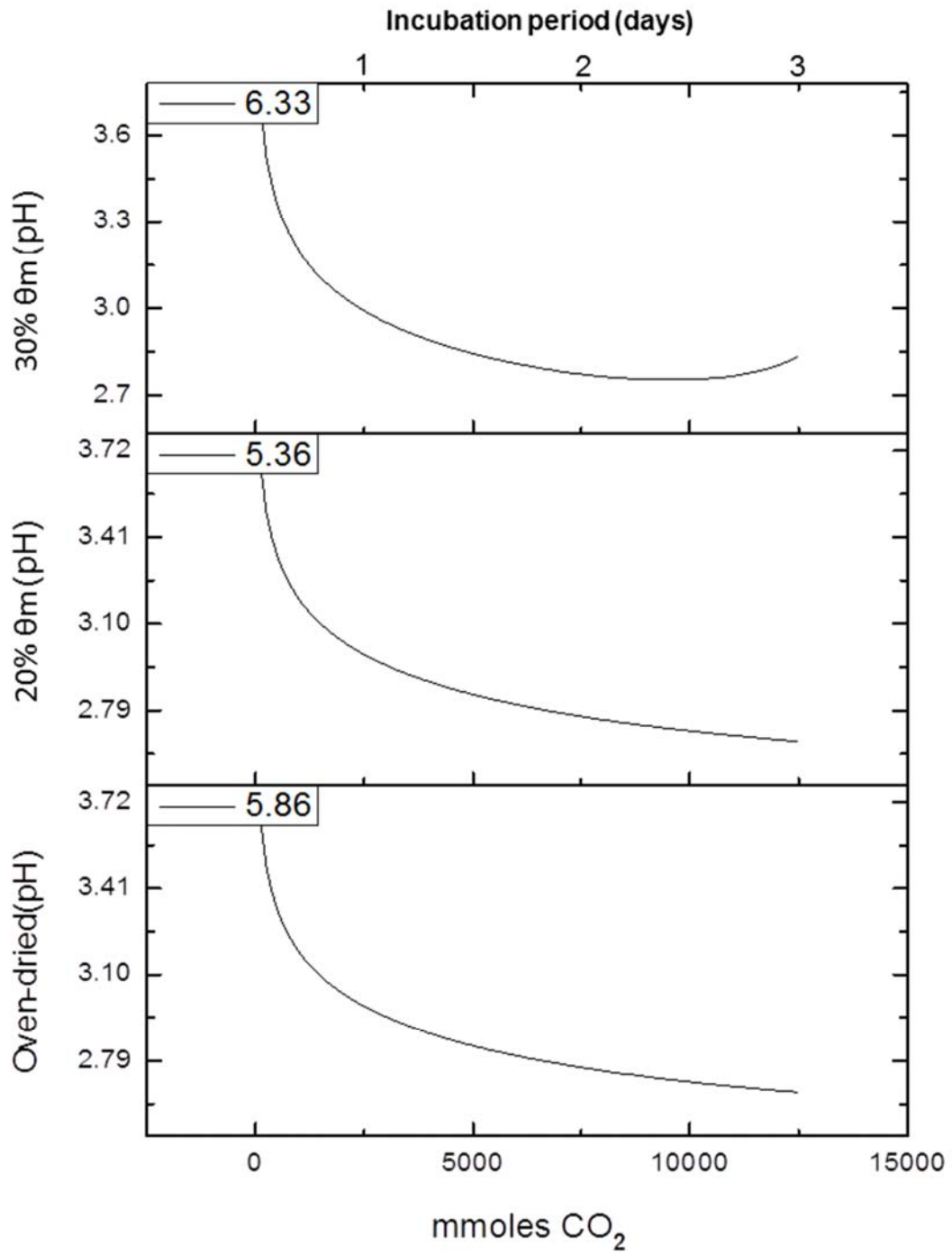


FIGURE 5

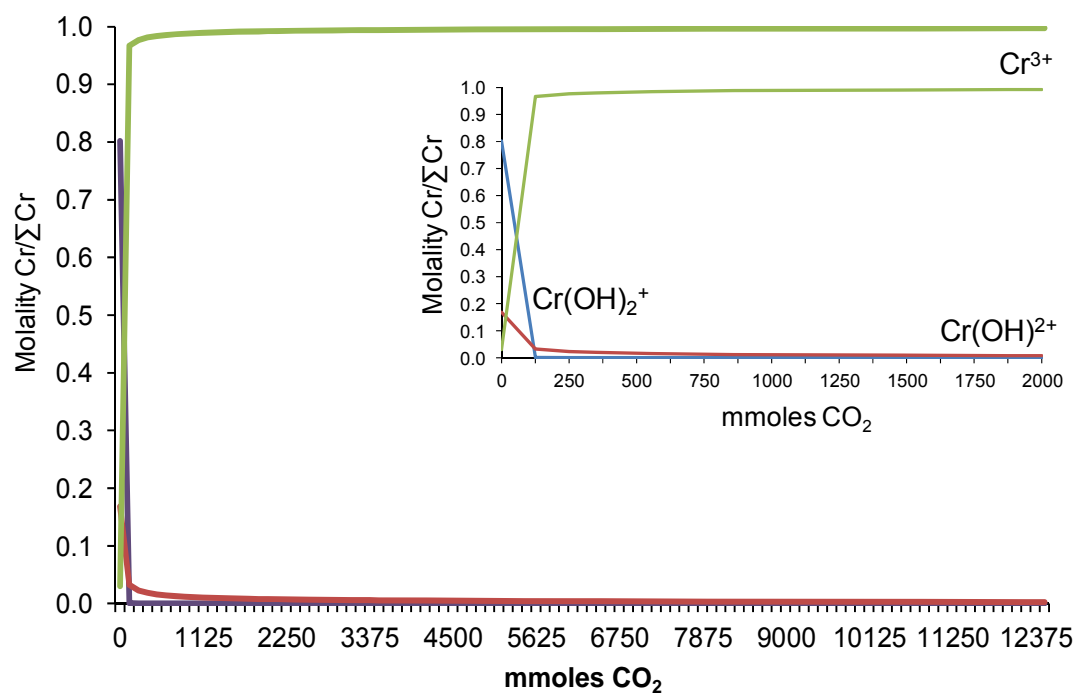


FIGURE 6

