



Heriot-Watt University
Research Gateway

Ultrafast laser inscription of mid-IR directional couplers for stellar interferometry

Citation for published version:

Arriola, A, Mukherjee, S, Choudhury, D, Labadie, L & Thomson, RR 2014, 'Ultrafast laser inscription of mid-IR directional couplers for stellar interferometry', *Optics Letters*, vol. 39, no. 16, pp. 4820-4822.
<https://doi.org/10.1364/OL.39.004820>

Digital Object Identifier (DOI):

[10.1364/OL.39.004820](https://doi.org/10.1364/OL.39.004820)

Link:

[Link to publication record in Heriot-Watt Research Portal](#)

Document Version:

Publisher's PDF, also known as Version of record

Published In:

Optics Letters

General rights

Copyright for the publications made accessible via Heriot-Watt Research Portal is retained by the author(s) and / or other copyright owners and it is a condition of accessing these publications that users recognise and abide by the legal requirements associated with these rights.

Take down policy

Heriot-Watt University has made every reasonable effort to ensure that the content in Heriot-Watt Research Portal complies with UK legislation. If you believe that the public display of this file breaches copyright please contact open.access@hw.ac.uk providing details, and we will remove access to the work immediately and investigate your claim.

Ultrafast laser inscription of mid-IR directional couplers for stellar interferometry

Alexander Arriola,^{1,*} Seabrata Mukherjee,¹ Debadyta Choudhury,¹ Lucas Labadie,² and Robert R. Thomson¹

¹*Institute of Photonics and Quantum Sciences (IPaQS), School of Engineering and Physical Sciences, Heriot-Watt University, Edinburgh, EH14 4AS Scotland, UK*

²*I. Physikalisches Institut, Universität zu Köln, Zùlpicher Str. 77, 50937 Köln, Germany*

*Corresponding author: a.arriola@hw.ac.uk

Received May 27, 2014; revised July 11, 2014; accepted July 16, 2014;
posted July 17, 2014 (Doc. ID 212768); published August 11, 2014

We report the ultrafast laser fabrication and mid-IR characterization (3.39 μm) of four-port evanescent field directional couplers. The couplers were fabricated in a commercial gallium lanthanum sulfide glass substrate using sub-picosecond laser pulses of 1030 nm light. Straight waveguides inscribed using optimal fabrication parameters were found to exhibit propagation losses of $\sim 0.8 \text{ dB} \cdot \text{cm}^{-1}$. A series of couplers were inscribed with different interaction lengths, and we demonstrate power-splitting ratios of between 8% and 99% for mid-IR light with a wavelength of 3.39 μm . These results clearly demonstrate that ultrafast laser inscription can be used to fabricate high-quality evanescent field couplers for future applications in astronomical interferometry. © 2014 Optical Society of America

OCIS codes: (130.2755) Glass waveguides; (140.3390) Laser materials processing; (220.4000) Microstructure fabrication.

<http://dx.doi.org/10.1364/OL.39.004820>

Astronomical optical instruments that utilize photonic concepts [1] such as integrated optical waveguides [2–7], Bragg gratings [8,9], and laser frequency combs [10,11] have the potential to revolutionize astronomy in a plethora of different areas. One such area is stellar interferometry, which, by combining light gathered by multiple widely spaced telescopes, enables imaging of celestial objects with extremely high spatial resolution (sub-milli-arcsecond [12–14]), well beyond that realistically achievable using a single telescope.

To image an object using a telescope interferometer array is a highly nontrivial task. The collected light must first be transported to a central location using vacuum delay lines. A high-speed fringe tracker is also necessary to correct for path length changes due to atmospheric conditions. Once at the central location, the transported light must be coherently combined using a beam-combining instrument [15], which analyzes the mutual coherence between the light from each pair of telescopes in the array. In 1996, Kern and Malbet [16] proposed that integrated optic (IO) waveguide technologies could provide an inherently stable and scalable platform for beam combination. Since then, IO beam combiners [6,17–20] have been utilized in a variety of leading interferometric beam-combination instruments, such as the PIONIER beam combination instrument for the VLTI [17], which operates in the astronomical H- and K-bands, between 1.5 and 1.8 μm and 2.0 and 2.4 μm , respectively.

One of the primary science drivers for the future development of stellar interferometry is exoplanetary science, since it should enable high-resolution direct imaging of circumstellar disks and Earth-like exoplanets. These cool objects predominantly emit blackbody radiation in the mid-infrared (mid-IR) [21], and, for this reason, the mid-IR wavelength band (i.e., 2.0–12.0 μm) is a spectral region of particular importance to modern astronomy and stellar interferometry in particular. There is, therefore, a need to develop IO beam-combination technologies for these longer mid-IR wavelengths.

To date, prototype mid-IR IO beam combiners have been demonstrated using a variety of platforms, including Ti-indiffusion in LiNbO_3 [22,23] and laser-written waveguides on As_2Se_3 thin films [4]. Both of these technologies are planar, however, which makes low crosstalk waveguide crossovers extremely difficult. Furthermore, both of these technologies also result in optical waveguides with asymmetric refractive index profiles, a potential problem for high-efficiency input coupling of light from an optical fiber.

With the drawbacks mentioned above in mind, we recently [24] used ultrafast laser inscription (ULI) [2] to fabricate a prototype three-telescope mid-IR IO beam-combination component. In contrast with other laser writing technologies, ULI relies on the nonlinear absorption of focused sub-bandgap ultrashort pulses to locally modify the refractive index of the substrate material. By translating the material in three dimensions through the laser focus, ULI enables the direct inscription of 3D optical waveguide circuits with zero crosstalk crossovers and highly symmetric refractive index profiles. In our earlier proof-of-concept work, however, the beam combination was performed using Y junctions. These junctions are inherently lossy, and a useful IO beam-combiner must utilize evanescent field couplers rather than crude Y junctions. In this work, we report the ULI fabrication and characterization of mid-IR evanescent field couplers for operation in the astronomical L-band (3.39 μm).

All structures reported in this Letter were fabricated using a Menlo BlueCut fiber laser, which supplied ~ 400 fs pulses of 1030 nm light at a pulse repetition frequency of 500 kHz. For our purposes, the polarization of the laser was adjusted to circular and focused approximately 200 μm below the surface of the substrate using a 0.4 NA lens. To translate the substrate [gallium lanthanum sulfide (GLS) from ChG-Southampton] through the laser focus, we used a set of computer-controlled Aero-tech air-bearing XYZ translation stages (ABL series). For

the remainder of this Letter, we will refer to the laser propagation axis inside the sample as the z axis, the primary waveguide axis as the x axis, and the y axis as the orthogonal axis to both the z and x axes.

A ULI parameter investigation was performed, during which single straight waveguides were inscribed using pulse energies ranging from 80 to 15 nJ (in steps of 5% variation from the previous pulse energy), and translation velocities of 2, 4, 8, and 16 mm/s. The cross section of the inscribed waveguides was controlled using the well-known multiscan waveguide shaping technique [25–27]. In this case, 21 scans with an interscan separation of 0.3 μm along the y axis were used. After inscription, the end facets of the structures were ground and polished to an optical quality finish. The guiding properties of the inscribed structures were then investigated by coupling vertically polarized 3.39 μm light from a He–Ne laser into the structures using free-space coupling, while imaging the output of the structure onto a WinCam3D microbolometer beam profiler. This camera is sensitive in the wavelength range of 2–16 μm . The optimal waveguides within the parameter range were found to be those fabricated using 70 nJ pulses (incident on the sample), a translation velocity of 4 mm/s.

As shown in Fig. 1, these waveguides were observed to support a single mode at 3.39 μm , with a mode field diameter $\sim 22.43 \pm 0.5 \mu\text{m}$ and $\sim 26.56 \pm 0.5 \mu\text{m}$ in the y axis and z axis, respectively (Fig. 1). The propagation loss of these optimum waveguides was measured using the cut-back technique and found to be $\sim 0.8 \pm 0.05 \text{ dB} \cdot \text{cm}^{-1}$.

Using the optimal ULI parameters identified above, a series of evanescent field couplers were inscribed. Figure 2 shows a bright-field microscope image of the input facet of the two waveguides of the coupler fabricated in GLS glass (a), together with the two output modes of one of the couplers (b).

Each of the couplers were formed from two single-mode waveguides, and each of these waveguides consisted of straight lead-in and lead-out sections, bends that were inscribed had a sine-squared form [$y(x) = A \cdot \sin^2(2\pi x/4L_c)$, with $A = 40 \mu\text{m}$ and $L_c = 3 \text{ mm}$], and a straight interaction region of length L (Fig. 3). A represents the change in the y axis for the curve, while L_c is the distance in the x axis for this lateral displacement to occur. The lead-in and lead-out sections of the

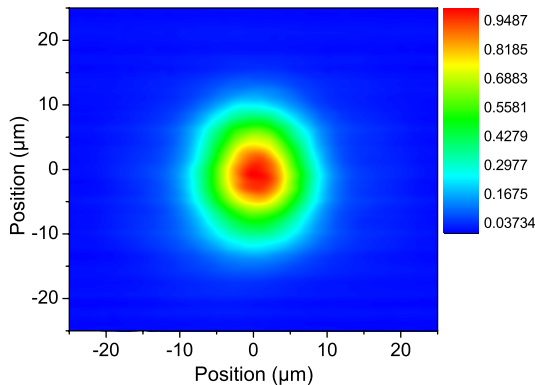


Fig. 1. Mode field profile at 3.39 μm of the single-mode waveguide.

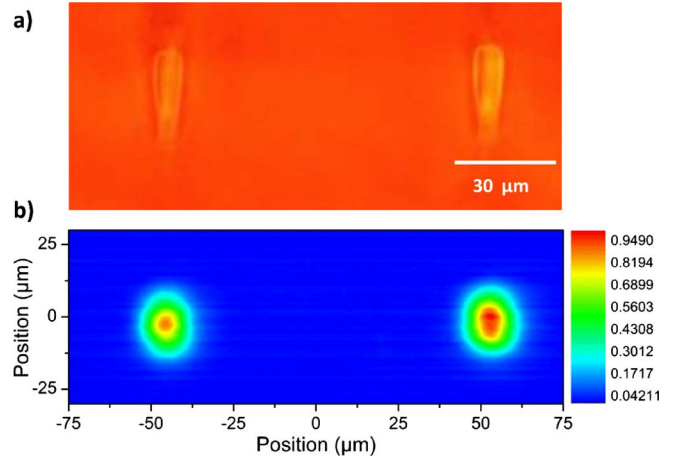


Fig. 2. (a) End-on bright-field microscope image of the two waveguides of a coupler inscribed in GLS glass using the multiscan technique and (b) together with the two modes of one of the couplers.

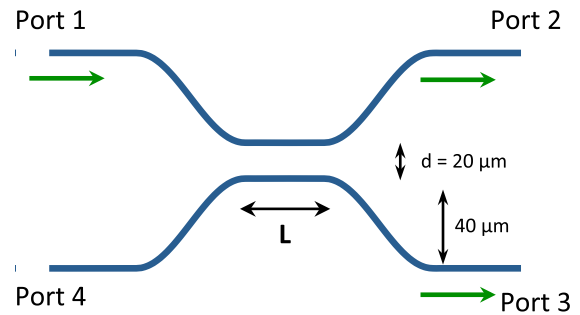


Fig. 3. Schematic of the interference coupler structure, where d is the distance between the two waveguides along the interaction length (L).

two single-mode waveguides for each coupler were separated by 100 μm to avoid evanescent coupling in these sections. For all couplers, the core-to-core separation in the interaction region was set to 20 μm . While keeping all other parameters constant, 32 couplers were inscribed, using interaction lengths between 2 and 10 mm in steps of 250 μm .

The power coupling ratios of each coupler were evaluated by measuring the Port 2/(Port 2 + Port 3) output power ratio when coupling vertically polarized 3.39 μm light into Port 1. These measurements were made using a PbSe fixed-gain detector (1.5–4.8 μm) from Thorlabs. Figure 4 shows the through-port coupling ratio as a function of interaction length, where it can be seen that the measured coupling ratio varies between 8% and 99%, with a beat length of $\sim 5.75 \text{ mm}$. It also can be seen from Fig. 4 that the coupling ratio would be unlikely to reach 100%, regardless of the sampling of the interaction length. This behavior is characteristic of differences in the propagation constants of the two single-mode waveguides that form the coupler [28], a possibility that could be due to a variety of reasons. For example, it is possible that the optical properties (e.g., mode index) of the first waveguide for each coupler are directly affected, but the inscription of the second waveguide (or indeed vice versa), or it is also plausible that temperature variations

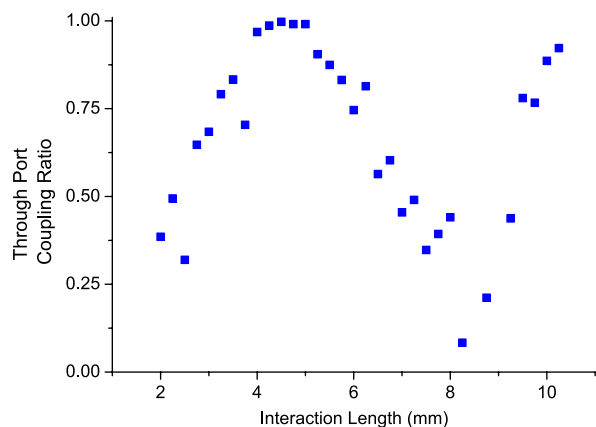


Fig. 4. Through-port coupling ratio dependence on the interaction length for a 20 μm separation.

in the lab ($\sim \pm 1^\circ\text{C}$) during the inscription process are sufficient to change the ULI parameters over the course of the experiment.

We observed that the couplers exhibited the same total throughput as a straight single-mode waveguide of the same length, indicating that bend losses and radiation losses in the couplers were not significant. Based on a $\sim 0.8 \text{ dB/cm} \pm 0.05 \text{ dB/cm}$ propagation loss, as measured for the straight single-mode waveguides, we conclude that the couplers would exhibit a maximum loss of $\sim 1.6 \text{ dB/cm} \pm 0.1 \text{ dB/cm}$. This, of course, assumes zero Fresnel reflections and input and output coupling losses.

In conclusion, we have demonstrated the ULI fabrication of prototype four-port evanescent field couplers for the mid-IR region. The devices were tested using monochromatic 3.39 μm light and were found to exhibit clear power-coupling dependency on interaction length, with a beat length of 5.75 mm. The weak dependency of the power-coupling ratio on interaction length will, in the future, enable precise fine tuning of the coupler characteristics for optimal operation in beam-combination instruments. We believe that this demonstration, when combined with the 3D fabrication capability of ULI, will open the way toward highly stable and scalable beam-combination instruments for mid-IR stellar interferometry and nulling interferometry.

R.R.T. gratefully acknowledges funding from the STFC, in the form of an STFC Advanced Fellowship (ST/H005595/1) and through the STFC Project Research and Development (STFC-PRD) scheme (ST/K00235X/1), and also from the Royal Society (RG110551). We wish to thank the European Union for funding via the OPTICON Research Infrastructure for Optical/IR astronomy (EU-FP7 226604). We also sincerely thank Menlo GmbH and Photonic Solutions Ltd. for their significant support.

References

- J. Bland-Hawthorn and P. Kern, *Opt. Express* **17**, 1880 (2009).
- K. M. Davis, K. Miura, N. Sugimoto, and K. Hirao, *Opt. Lett.* **21**, 1729 (1996).
- N. Hô, M. C. Phillips, H. Qiao, P. J. Allen, K. Krishnaswami, B. J. Riley, T. L. Myers, and N. C. Anheier, *Opt. Lett.* **31**, 1860 (2006).
- L. Labadie, G. Martín, N. C. Anheier, B. Arezki, H. A. Qiao, B. Bernacki, and P. Kern, *Astron. Astrophys.* **48**, 1 (2011).
- R. R. Thomson, H. T. Bookey, N. D. Psaila, A. Fender, S. Campbell, W. N. Macpherson, J. S. Barton, D. T. Reid, and A. K. Kar, *Opt. Express* **15**, 11691 (2007).
- N. Jovanovic, P. G. Tuthill, B. Norris, S. Gross, P. Stewart, N. Charles, S. Lacour, M. Ams, J. S. Lawrence, A. Lehmann, C. Niel, J. G. Robertson, G. D. Marshall, M. Ireland, A. Fuerbach, and M. J. Withford, *Month. Not. Roy. Astron. Soc.* **427**, 10 (2012).
- C. D'Amico, G. Cheng, C. Mauclair, J. Troles, L. Calvez, V. Nazabal, C. Caillaud, G. Martin, B. Arezki, E. LeCoarer, P. Kern, and R. Stoian, *Opt. Express* **22**, 13091 (2014).
- G. D. Marshall, M. Ams, and M. J. Withford, *Opt. Lett.* **31**, 2690 (2006).
- I. Spaleniak, S. Gross, N. Jovanovic, R. J. Williams, J. S. Lawrence, M. J. Ireland, and M. J. Withford, *Laser Photon. Rev.* **8**, L1 (2014).
- D. J. Jones, S. A. Diddams, J. K. Ranka, A. Stentz, R. S. Windeler, J. L. Hall, and S. T. Cundiff, *Science* **288**, 635 (2000).
- S. T. Cundiff and J. Ye, *Rev. Mod. Phys.* **75**, 325 (2003).
- B. Kloppenborg, R. Stencel, J. D. Monnier, G. Schaefer, M. Zhao, F. Baron, H. McAlister, T. Ten Brummelaar, X. Che, C. Farrington, E. Pedretti, P. J. Sallave-Goldfinger, J. Sturmman, L. Sturmman, N. Thureau, N. Turner, and S. M. Carroll, *Nature* **464**, 870 (2010).
- S. Renard, F. Malbet, M. Benisty, E. Thiébaud, and J. Berger, *Astron. Astrophys.* **519**, A26 (2010).
- F. Millour, A. Meilland, O. Chesneau, P. Stee, S. Kanaan, R. Petrov, D. Mourard, and S. Kraus, *Astron. Astrophys.* **526**, A107 (2011).
- J. D. Monnier, *Rep. Prog. Phys.* **66**, 789 (2003).
- P. Kern and F. Malbet, in *AstroFib96* (1996).
- J.-B. Le Bouquin, J.-P. Berger, B. Lazareff, G. Zins, P. Haguenaier, L. Jocou, P. Kern, R. Millan-Gabet, W. Traub, O. Absil, J.-C. Augereau, M. Benisty, N. Blind, X. Bonfils, P. Bourget, A. Delboulbe, P. Feautrier, M. Germain, P. Gitton, D. Gillier, M. Kiekebusch, J. Kluska, J. Knudstrup, P. Labeye, J.-L. Lizon, J.-L. Monin, Y. Magnard, F. Malbet, D. Maurel, F. Ménard, M. Micallef, L. Michaud, G. Montagnier, S. Morel, F. Moulin, K. Perraut, D. Popovic, P. Rabou, S. Rochat, C. Rojas, F. Roussel, A. Roux, E. Stadler, S. Stefl, E. Tatulli, and N. Venturan, *Astron. Astrophys.* **535**, A67 (2011).
- N. Charles, N. Jovanovic, S. Gross, P. Stewart, B. Norris, J. O'Byrne, J. S. Lawrence, M. J. Withford, and P. G. Tuthill, *Appl. Opt.* **51**, 6489 (2012).
- S. Minardi, F. Dreisow, M. Gräfe, S. Nolte, and T. Pertsch, *Opt. Lett.* **37**, 3030 (2012).
- A. Arriola, S. Gross, N. Jovanovic, N. Charles, P. G. Tuthill, S. M. Olaizola, A. Fuerbach, and M. J. Withford, *Opt. Express* **21**, 2978 (2013).
- L. Labadie and O. Wallner, *Opt. Express* **17**, 1947 (2009).
- H.-K. Hsiao, K. A. Winick, J. D. Monnier, and J.-P. Berger, *Opt. Express* **17**, 18489 (2009).
- S. Heidmann, N. Courjal, and G. Martin, in *European Quantum Electronics Conference* (2011).
- A. Ródenas, G. Martin, B. Arezki, N. Psaila, G. Jose, A. Jha, L. Labadie, P. Kern, A. Kar, and R. Thomson, *Opt. Lett.* **37**, 392 (2012).
- Y. Nasu, M. Kohtoku, and Y. Hibino, *Opt. Lett.* **30**, 723 (2005).
- A. A. Said, M. Dugan, P. Bado, Y. Bellouard, A. Scott, and J. R. Mabesa, *Proc. SPIE* **5339**, 194 (2004).
- R. R. Thomson, T. A. Birks, S. G. Leon-Saval, A. K. Kar, and J. Bland-Hawthorn, *Opt. Express* **19**, 5698 (2011).
- S. M. Eaton, W. Chen, L. Zhang, H. Zhang, R. Iyer, J. S. Aitchison, and P. R. Herman, *IEEE Photon. Technol. Lett.* **18**, 2174 (2006).