



Heriot-Watt University  
Research Gateway

## Tensor optimization for optical-interferometric imaging

### Citation for published version:

Aufla, A, Carrillo, R, Thiran, J-P & Wiaux, Y 2014, 'Tensor optimization for optical-interferometric imaging', *Monthly Notices of the Royal Astronomical Society*, vol. 437, no. 3, pp. 2083-2091.  
<https://doi.org/10.1093/mnras/stt1994>

### Digital Object Identifier (DOI):

[10.1093/mnras/stt1994](https://doi.org/10.1093/mnras/stt1994)

### Link:

[Link to publication record in Heriot-Watt Research Portal](#)

### Document Version:

Publisher's PDF, also known as Version of record

### Published In:

Monthly Notices of the Royal Astronomical Society

### General rights

Copyright for the publications made accessible via Heriot-Watt Research Portal is retained by the author(s) and / or other copyright owners and it is a condition of accessing these publications that users recognise and abide by the legal requirements associated with these rights.

### Take down policy

Heriot-Watt University has made every reasonable effort to ensure that the content in Heriot-Watt Research Portal complies with UK legislation. If you believe that the public display of this file breaches copyright please contact [open.access@hw.ac.uk](mailto:open.access@hw.ac.uk) providing details, and we will remove access to the work immediately and investigate your claim.

# Tensor optimization for optical-interferometric imaging

Anna Auría,<sup>1</sup>★ Rafael Carrillo,<sup>1</sup> Jean-Philippe Thiran<sup>1,2</sup> and Yves Wiaux<sup>1,2,3,4</sup>

<sup>1</sup>*Institute of Electrical Engineering, Ecole Polytechnique Fédérale de Lausanne (EPFL), CH-1015 Lausanne, Switzerland*

<sup>2</sup>*Department of Medical Radiology, University Hospital Center (CHUV) and University of Lausanne (UNIL), CH-1011 Lausanne, Switzerland*

<sup>3</sup>*Department of Radiology and Medical Informatics, University of Geneva (UniGE), CH-1211 Geneva, Switzerland*

<sup>4</sup>*Institute of Sensors, Signals & Systems, Heriot-Watt University, Edinburgh EH14 4AS, UK*

Accepted 2013 October 11. Received 2013 October 11; in original form 2013 June 28

## ABSTRACT

Image recovery in optical interferometry is an ill-posed non-linear inverse problem arising from incomplete power spectrum and bispectrum measurements. We reformulate this non-linear problem as a linear problem for the supersymmetric rank-1 order-3 tensor formed by the tensor product of the vector representing the image under scrutiny with itself. On one hand, we propose a linear convex approach for tensor recovery with built-in supersymmetry, and regularizing the inverse problem through a nuclear norm relaxation of a low-rank constraint. On the other hand, we also study a non-linear non-convex approach with a built-in rank-1 constraint but where supersymmetry is relaxed, formulating the problem for the tensor product of three vectors. In this second approach, only linear convex minimization subproblems are, however, solved, alternately and iteratively for the three vectors. We provide a comparative analysis of these two novel approaches through numerical simulations on small-size images.

**Key words:** techniques: image processing – techniques: interferometric.

## 1 INTRODUCTION

Interferometry is a unique tool to image the sky at otherwise inaccessible resolutions. Ideally, an interferometer measures complex visibilities identifying the Fourier coefficients of the intensity image  $\mathbf{x}$  of interest. In this context, the visibility associated with a given telescope pair at one instant of observation gives the Fourier transform of the image of interest at a spatial frequency identified by the baseline components in the image plane. At radio wavelengths, these visibilities are indeed accessible, thereby setting a linear inverse problem in the perspective of image recovery. The standard CLEAN algorithm operates by local iterative removal of the convolution kernel associated with the partial Fourier coverage (Thompson, Moran & Swenson 2001). Convex optimization methods regularizing the inverse problem through sparsity constraints have recently been proposed in the framework of the recent theory of compressive sampling (Wiaux et al. 2009a,b; Wenger et al. 2010; Wiaux, Puy & Vanderghynst 2010; Li, Cornwell & de Hoog 2011; McEwen & Wiaux 2011; Carrillo, McEwen & Wiaux 2012).

At optical wavelengths though, atmospheric turbulence induces a random phase delay that implies a systematic cancellation of the visibility values. Power spectrum information can, however, be retrieved, together with partial phase information through phase closure or bispectrum measurements (Baldwin & Haniff 2002;

Thorsteinsson, Buscher & Young 2004; Thiébaud & Giovannelli 2010). These considerations apply both to aperture masking interferometry on a single telescope (Baldwin et al. 1986; Haniff et al. 1987; Tuthill et al. 2000) and to optical interferometer arrays such as the Very Large Telescope Interferometer.<sup>1</sup> Providing detailed images of complex astrophysical phenomena is an important challenge for optical interferometry today (Baldwin & Haniff 2002). In the perspective of image recovery, prior constraints are also essential to regularize this non-linear ill-posed inverse problem.

The state-of-the-art MIRA method (Thiébaud 2008) takes a maximum a posteriori approach where the image is the solution of an optimization problem with an objective function  $f(\mathbf{x}) = f_{\text{data}}(\mathbf{x}) + \ell f_{\text{prior}}(\mathbf{x})$ , for some arbitrary parameter  $\ell$  to be tuned, and with additional positivity and total flux constraints. Sparsity priors have in particular been promoted (Thiébaud 2008; Renard, Thiébaud & Malbet 2011). The data non-linearity induces non-convexity of the objective function. The adopted strategy is to perform only local optimization, in the context of which the solution depends not only on the data and on the priors, but also strongly on the initial image and on the path followed by the local optimization method. The WISARD alternative (Meimon, Mugnier & Besnerais 2005) takes a two-step alternate minimization (AM) self-calibration approach. First, the missing Fourier phases are recovered on the

★E-mail: [anna.auria@epfl.ch](mailto:anna.auria@epfl.ch)

<sup>1</sup> [www.eso.org/sci/facilities/paranal/telescopes/vlti/](http://www.eso.org/sci/facilities/paranal/telescopes/vlti/)

basis of a current estimate and phase closure information enabling to build pseudo-complex visibilities. Secondly, the image is recovered from the pseudo-complex visibilities as in radio interferometry. While the second step is convex and leads to a unique image independently of the initialization, the first step is not. The overall procedure remains non-convex and the final solution depends on the initial guess. In summary, state-of-the-art methods are non-convex due to the intrinsic data non-linearity (Thiébaud & Giovannelli 2010), and therefore known to suffer from a strong sensitivity to initialization.

The approaches proposed here stem from a different perspective. We first formulate a linear version of the problem for the real and positive supersymmetric rank-1 order-3 tensor  $\mathcal{X} = \mathbf{x} \circ \mathbf{x} \circ \mathbf{x}$  formed by the tensor product of the size- $N$  vector  $\mathbf{x}$  representing the image under scrutiny with itself. This allows us to pose a linear convex problem for recovery of a size- $N^3$  tensor  $\mathcal{X}$  with built-in supersymmetry, and regularizing the inverse problem through a nuclear norm relaxation of a low-rank constraint, also enforcing reality and positivity constraints. We also study a non-linear non-convex approach with a built-in rank-1 constraint but where supersymmetry is relaxed, formulating the problem for the tensor product  $\mathbf{u}_1 \circ \mathbf{u}_2 \circ \mathbf{u}_3$  of three size- $N$  vectors. In contrast with the state of the art though, only linear convex minimization subproblems are solved, alternately and iteratively for the vectors, also enforcing reality and positivity.<sup>2</sup> While the former approach is much heavier than the latter in terms of memory requirements and computation complexity due to the drastically increased dimensionality of the unknown, the underlying convexity ensures essential properties of convergence to a global minimum of the objective function and independence of initialization, justifying a comparative analysis. For numerical experiments, we consider a generic discrete measurement setting where measurements identify with triple products of discrete Fourier coefficients of  $\mathbf{x}$ . These triple products are selected randomly according to a variable-density scheme sampling more densely low spatial frequencies, and are affected by simple additive Gaussian noise.

In Section 2, we review convex optimization and proximal splitting methods. In Section 3, we introduce our generic discrete data model and describe our new linear tensor formulation of the optical-interferometric imaging problem. In Sections 4 and 5, the new AM and nuclear minimization (NM) approaches are discussed. Our simulation setting for comparison of these two methods and corresponding results are presented in Section 6. Finally, we conclude in Section 7.

## 2 CONVEX OPTIMIZATION AND PROXIMAL SPLITTING METHODS

A real-valued function  $f(\mathbf{x})$ , from  $\mathbb{R}^N$  to  $\mathbb{R}$ , is called convex if

$$f((1 - \beta)\mathbf{x}_1 + \beta\mathbf{x}_2) \leq (1 - \beta)f(\mathbf{x}_1) + \beta f(\mathbf{x}_2) \quad (1)$$

for any  $\mathbf{x}_1, \mathbf{x}_2 \in \mathbb{R}^N$  and any  $\beta \in [0, 1]$ . Optimization problems including convex objective functions and convex constraints, called convex optimization problems, have many attractive properties, in particular the essential property that any local minimum must be a

<sup>2</sup> We also attempted an alternative non-convex approach consisting of solving the non-linear problem directly for  $\mathbf{x}$ , using the non-convex projected gradient method proposed by Attouch, Bolte & Svaiter (2013). First, simulations did not produce any meaningful reconstruction and this approach was discarded.

global minimum, which comes directly from the definition of a convex function. Also, convex problems can be efficiently solved, both in theory (i.e. via algorithms with worst-case polynomial complexity) and in practice (Boyd & Vandenberghe 2004). Among the broad range of convex optimization methods, proximal splitting methods offer great flexibility and are shown to capture and extend several well-known algorithms in a unifying framework. Examples of proximal splitting algorithms include Douglas–Rachford, iterative thresholding, projected Landweber, projected gradient, forward–backward, alternating projections, alternating direction method of multipliers and alternating split Bregman (Combettes & Pesquet 2011). They solve optimization problems of the form

$$\min_{\mathbf{x} \in \mathbb{R}^N} f_1(\mathbf{x}) + \dots + f_K(\mathbf{x}), \quad (2)$$

where  $f_1(\mathbf{x}), \dots, f_K(\mathbf{x})$  are convex lower semicontinuous functions from  $\mathbb{R}^N$  to  $\mathbb{R}$ . In the case of convex constrained problems, they can be reformulated as unconstrained problems by using the indicator function of the convex constraint set as one of the functions in (2), i.e.  $f_k(\mathbf{x}) = i_C(\mathbf{x})$  where  $C$  represents the convex constraint set. The indicator function, defined as  $i_C(\mathbf{x}) = 0$  if  $\mathbf{x} \in C$  or  $i_C(\mathbf{x}) = +\infty$  otherwise, belongs to the class of convex lower semicontinuous functions. Note that complex-valued vectors are treated as real-valued vectors with twice the dimension accounting for real and imaginary parts (Carrillo, McEwen & Wiaux 2013).

Proximal splitting methods proceed by splitting the contribution of the functions  $f_1(\mathbf{x}), \dots, f_K(\mathbf{x})$  individually so as to yield an easily implementable algorithm. They are called proximal because each non-smooth function in (2) is incorporated in the minimization via its proximity operator (Combettes & Pesquet 2011). Let  $f$  be a convex lower semicontinuous function from  $\mathbb{R}^N$  to  $\mathbb{R}$ , then the proximity operator of  $f$  is defined as

$$\text{prox}_f(\mathbf{x}) \triangleq \arg \min_{\mathbf{z} \in \mathbb{R}^N} f(\mathbf{z}) + \frac{1}{2} \|\mathbf{x} - \mathbf{z}\|_2^2. \quad (3)$$

In the case of indicator functions of convex sets, the proximity operator is the projection operator on to the set. Most proximal splitting algorithms reach a solution to (2) by alternately applying the proximity operator associated with each function. For example, in the case that all functions in (2) are indicator functions, the algorithm reduces to the classical projection on to convex sets algorithm (Boyd & Vandenberghe 2004), which performs alternate projections to reach the solution. An important feature of proximal splitting methods is that they offer a powerful framework for solving convex problems in terms of speed and scalability of the techniques to very high dimensions. See Combettes & Pesquet (2011) for a review of proximal splitting methods and their applications in signal and image processing. The reader is also referred to Carrillo et al. (2013) for a description of proximal splitting algorithms and their use in radio-interferometric imaging.

## 3 DATA MODEL AND TENSOR FORMULATION

For the sake of simplicity, we adopt a discrete setting where the intensity image of interest is represented by the real and positive vector  $\mathbf{x} \in \mathbb{R}_+^N$  with components  $x_i$ . Its 2D discrete Fourier transform is denoted by  $\hat{\mathbf{x}} \in \mathbb{C}^N$  with components  $\hat{x}_i$ . By abuse of notation, we denote  $\hat{x}_{-i}$  the component of  $\hat{\mathbf{x}}$  at the opposite spatial frequency to that associated with  $\hat{x}_i$ . Signal reality implies  $\hat{x}_{-i} = \hat{x}_i^*$ , where  $*$  stands for complex conjugation.

The optical interferometry inverse problem is simplified considering a generic discrete measurement setting where the closure

constraint is relaxed and optical-interferometric measurements take the generic form of a triple product of Fourier coefficients of the image:  $\hat{x}_i \hat{x}_j \hat{x}_k$ . Power spectrum measurements follow with  $j = -i$ , and  $k = 0$  ( $\hat{x}_0$  stands for the Fourier coefficient at zero frequency), and explicit bispectrum measurements would follow from the constraint that the spatial frequencies associated with  $\hat{x}_i$ ,  $\hat{x}_j$  and  $\hat{x}_k$  sum to zero. In this context, measurements are performed on the frequencies of a discrete grid in the Fourier plane, the so-called *frequels*. In a real scenario, the Fourier transform should be evaluated at (non-equispaced) continuous frequencies (Carrillo et al. 2013). We write the measurement equation in compact form as

$$\mathbf{y} = \mathcal{V}(\mathbf{x}) + \mathbf{n}, \quad (4)$$

where  $\mathcal{V}$  is a non-linear operator providing an undersampled set of triple products of Fourier coefficients of  $\mathbf{x}$ . The measurement vector  $\mathbf{y} \in \mathbb{C}^M$ , with components  $y_a$  ( $1 \leq a \leq M$ ), is assumed to be affected by a simple noise vector  $\mathbf{n} \in \mathbb{C}^M$  with independent identically distributed (i.i.d.) Gaussian components  $n_a$ . The number of measurements is typically smaller than the signal dimension:  $M < N$ . Finally, we assume that the total flux is measured independently and consider a normalized signal such that  $\sum_i x_i = \hat{x}_0 = 1$ . This flux normalization is approximately enforced by adding the data point  $\hat{x}_0^3 = 1$ .

In what follows, we show how to bring the linearity of the measurement scheme by lifting the image model from a vector to a tensor formulation. We start by reviewing some tensor definitions and notations. First, the order (or number of dimensions, ways or modes) of a tensor  $\mathcal{X} \in \mathbb{C}^{N_1 \times \dots \times N_d}$  with components  $\mathcal{X}_{i_1, \dots, i_d}$  is the number  $d$  of the indices characterizing its components. For the sake of simplicity, we will present the formulation only for tensors of order 3. A three-way tensor  $\mathcal{X} \in \mathbb{C}^{N_1 \times N_2 \times N_3}$  is rank-1 if it can be written as the outer product of three vectors, i.e.  $\mathcal{X} = \mathbf{a} \circ \mathbf{b} \circ \mathbf{c}$ , or component-wise  $\mathcal{X}_{ijk} = a_i b_j c_k$ . Secondly, the rank of a tensor,  $\text{rank}(\mathcal{X})$ , is defined as the smallest number of rank-1 tensors that generate  $\mathcal{X}$  as their sum. In other words, if  $\mathcal{X}$  can be expressed as  $\mathcal{X} = \sum_{r=1}^R \mathbf{a}_r \circ \mathbf{b}_r \circ \mathbf{c}_r$ , then  $\text{rank}(\mathcal{X}) \leq R$ . The notion of rank when applied to a tensor is analogous to the matrix rank though most of the common properties of the latter do not hold when dealing with objects of a dimension higher than 2. One of the main differences is that there is no algorithm to compute the rank of a given tensor. In fact, the problem is Non-deterministic Polynomial-time hard (NP-hard) (Hastad 1990). The well-known method to find a rank- $k$  approximation of a matrix through the largest  $k$  values of its singular value decomposition (Stewart 1992) does not apply or have an equivalent for the case of high-dimension tensors. Thirdly, *matricization* is the process of transforming a tensor into a matrix. The mode- $n$  matricization of a tensor  $\mathcal{X}$  is denoted by  $\mathbf{X}_{(n)}$  and results from unfolding all its modes but the mode  $n$  into the rows of a matrix. The  $n$ -rank of a tensor follows as  $n\text{-rank}(\mathcal{X}) = (\text{rank}(\mathbf{X}_{(1)}), \text{rank}(\mathbf{X}_{(2)}), \text{rank}(\mathbf{X}_{(3)}))$ . In contrast to the rank function, it is easier to handle, since the problem is reduced to calculations with matrices which are already well-known objects with nice properties. The reader can refer to the review from Kolda & Bader (2009) for a more detailed explanation on different notions of tensor rank and their associated decomposition methods. Finally, a tensor is called cubical if every mode has the same size, i.e.  $\mathcal{X} \in \mathbb{R}^{N \times N \times N}$ . A cubical tensor  $\mathcal{X}$  is called supersymmetric if its entries are invariant under permutation of their indices:  $\mathcal{X}_{ijk} = \mathcal{X}_{ikj} = \mathcal{X}_{jik} = \mathcal{X}_{jki} = \mathcal{X}_{kij} = \mathcal{X}_{kji}$ .

The measurement model (4) can be recast as the following linear model for the real and positive supersymmetric rank-1 order-3 tensor  $\mathcal{X} = \mathbf{x} \circ \mathbf{x} \circ \mathbf{x} \in \mathbb{R}_+^{N \times N \times N}$ :

$$\mathbf{y} = \mathcal{T}(\mathcal{X}) + \mathbf{n}, \quad (5)$$

where the linear operator  $\mathcal{T}$  consists of performing a 2D discrete Fourier transform along each of the three dimensions, identified by an operator  $\mathcal{F}$ , followed by a selection and vectorization operator  $\mathcal{M}$  providing variable-density undersampling in this 6D Fourier space:  $\mathcal{T} = \mathcal{M}\mathcal{F}$ . The unit flux measurement is also included in the mask as a measurement on the ‘triple-zero frequency’. Note that this formulation is a generalization of the PhaseLift approach for the well-known phase retrieval problem (Candès, Strohmer & Voroninski 2011). In that framework, quadratic measurements of the form  $|\langle \mathbf{x}, \mathbf{a}_i \rangle|^2$  for given projection vectors  $\mathbf{a}_i$  are seen as linear measurements on the rank-1 matrix  $\mathbf{X} = \mathbf{x}\mathbf{x}^\dagger$  representing the outer product of the signal with itself ( $\dagger$  stands for the conjugate-transpose operation).

We note, however, that the rank-1 and supersymmetry properties are not explicitly built in in the tensor formulation (5), which thereby presents a drastically increased dimensionality,  $N^3$ , of the unknown  $\mathcal{X}$  compared to the original  $\mathbf{x}$  of size  $N$  in (4). In the following sections, we discuss our two different regularization schemes for tensor recovery. We first study a non-convex AM approach where the rank-1 constraint is built in, and subsequently move to a convex NM scheme with built-in supersymmetry.

## 4 RANK-1 ALTERNATE MINIMIZATION

### 4.1 Algorithm formulation

We consider the following explicit rank-1 formulation of (5), where supersymmetry is relaxed:

$$\mathbf{y} = \mathcal{T}(\mathbf{u}_1 \circ \mathbf{u}_2 \circ \mathbf{u}_3) + \mathbf{n}. \quad (6)$$

The measurements can now be understood as an undersampled set of products of Fourier coefficients of  $\mathbf{u}_1$ ,  $\mathbf{u}_2$  and  $\mathbf{u}_3$ , thus bringing back non-linearity. We consider the following non-convex minimization problem for tensor recovery:

$$\min_{\mathbf{u}_1, \mathbf{u}_2, \mathbf{u}_3 \in \mathbb{R}_+^N} \|\mathcal{T}(\mathbf{u}_1 \circ \mathbf{u}_2 \circ \mathbf{u}_3) - \mathbf{y}\|_2^2. \quad (7)$$

A priori this problem seems to be non-linear and non-convex as the initial problem (4). Thanks to the non-supersymmetric relaxation though, an AM algorithm can be designed, solving sequentially for each variable ( $\mathbf{u}_1$ ,  $\mathbf{u}_2$  or  $\mathbf{u}_3$ ) while keeping the other two fixed, and iterating until convergence. At each iteration, the three linear and convex subproblems

$$\min_{\mathbf{u}_p \in \mathbb{R}_+^N} \|\mathbf{T}_{(u_q u_s)} \mathbf{u}_p - \mathbf{y}\|_2^2, \quad (8)$$

are therefore solved sequentially for  $1 \leq p \neq q \neq s \leq 3$ , where the linear operators  $\mathbf{T}_{(u_q u_s)}$  are defined by  $\mathbf{T}_{(u_q u_s)} \mathbf{u}_p \equiv \mathcal{T}(\mathbf{u}_p \circ \mathbf{u}_q \circ \mathbf{u}_s)$ . In each subproblem, the linear operator is computed using the values of the fixed variables at the current step. The final AM algorithm is depicted in Algorithm 1. The algorithm is initialized with the same random vector for each of the three subproblems. The algorithm is stopped when the relative variation between the objective function in (7) evaluated at successive solutions is smaller than some predefined bound or after the maximum number of iterations allowed is reached. At convergence, the tensor solution takes the form of three vectors  $\mathbf{u}_1$ ,  $\mathbf{u}_2$  and  $\mathbf{u}_3$ . We have no guarantee that the three solution

vectors are identical and heuristically choose the final solution to be their mean, as shown in step 8 of Algorithm 1.<sup>3</sup>

---

**Algorithm 1** AM algorithm
 

---

```

1: Initialize  $k = 1, \mathbf{u}_1^{(0)}, \mathbf{u}_2^{(0)}, \mathbf{u}_3^{(0)} \in \mathbb{R}^N$ .
2: while not converged do
3:    $\mathbf{u}_1^{(k)} = \arg \min_{\mathbf{u}_1} \|\mathbf{T}_{(u_2^{(k-1)} u_3^{(k-1)})} \mathbf{u}_1 - \mathbf{y}\|_2^2$ .
4:    $\mathbf{u}_2^{(k)} = \arg \min_{\mathbf{u}_2} \|\mathbf{T}_{(u_1^{(k)} u_3^{(k-1)})} \mathbf{u}_2 - \mathbf{y}\|_2^2$ .
5:    $\mathbf{u}_3^{(k)} = \arg \min_{\mathbf{u}_3} \|\mathbf{T}_{(u_1^{(k)} u_2^{(k)})} \mathbf{u}_3 - \mathbf{y}\|_2^2$ .
6:    $k \leftarrow k + 1$ 
7: end while
8:  $\mathbf{x}_{\text{AM}} = \frac{1}{3}(\mathbf{u}_1^{(k)} + \mathbf{u}_2^{(k)} + \mathbf{u}_3^{(k)})$ 
9: return  $\mathbf{x}_{\text{AM}}$ 

```

---

## 4.2 Optimization details

To solve each of the subproblems in Algorithm 1 (steps 3–5), we resort to a forward–backward (projected gradient) algorithm (Combettes & Pesquet 2011). The forward–backward algorithm solves (8) using a two-step procedure: a gradient descent step (forward step) to minimize the quadratic function in (8) and a projection step (backward step) to bring back the current update to the constraint set. The algorithm uses the following recursion:

$$\mathbf{u}_p^{(t+1)} = \text{prox}_{i_C} \left( \mathbf{u}_p^{(t)} + \mu_p^{(t)} \mathbf{T}_{(u_q u_s)}^\dagger (\mathbf{y} - \mathbf{T}_{(u_q u_s)} \mathbf{u}_p^{(t)}) \right), \quad (9)$$

where  $t$  denotes the iteration variable,  $C = \mathbb{R}_+^N$  and  $\mu^{(t)}$  is a variable step size that controls the gradient descent update. The step size is adapted using a backtracking line-search procedure (Beck & Teboulle 2009). The proximity operator  $\text{prox}_{i_C}$  is nothing but the projector on to the positive orthant  $\mathbb{R}_+^N$ , i.e. setting the imaginary part and the negative values of the real part to zero (Boyd & Vandenberghe 2004).

The memory requirement to solve this minimization problem is dominated by the storage of the three vectors, which is of size  $\mathcal{O}(N)$ . In terms of computation time, the algorithm is dominated at each iteration by the application of the operator  $\mathcal{T}$  which computes three 2D fast Fourier transforms of size  $N$ , with an asymptotic complexity of order  $\mathcal{O}(N \log N)$ . This approach is computationally efficient. In contrast with the state-of-the-art approaches such as MIRA and WISARD, it brings convexity to the subproblems. However, the global problem remains non-convex and the solution may still depend on the initialization. One can easily identify convergence to a local minimum through large residual values of the objective function. With the aim to mitigate the dependence on initialization, and as suggested by Haldar & Hernando (2009), we propose to run the algorithm  $n_{\text{ri}}$  times with random initializations, choosing a posteriori the solution with a minimum objective function value.

<sup>3</sup> Note that Attouch et al. (2010) prove that this AM approach converges to a critical point of the objective function (7), provided that terms of the form  $\gamma \|\mathbf{u}_p - \bar{\mathbf{u}}_p\|_2^2$  controlling the distance between the current unknown  $\mathbf{u}_p$  with respect to its value at the previous iteration  $\bar{\mathbf{u}}_p$  are added to the objective function in (8), for any  $\gamma > 0$ . Simulations in the context of the setting described in Section 6 show that the algorithm converges to the same solution for  $\gamma \neq 0$  and  $\gamma = 0$ . Other simulations also show that starting the minimization of the three variables with the same random initial point leads to very similar solutions for the three vectors, or for their mean, both in terms of signal-to-noise ratio and in terms of visual quality.

## 5 SUPERSYMMETRIC NUCLEAR MINIMIZATION

### 5.1 Algorithm formulation

Tensor supersymmetry can be embedded in various ways. One approach is to formulate the inverse problem (5) only for the subset of variables  $\mathcal{X}_{ijk}$  with  $i \leq j \leq k$ . The collection of these values defines the ‘subtensor’  $\mathcal{X}_s$ , which can be related to  $\mathcal{X}$  by an operator  $\mathcal{R}$  replicating tensor components over all permutations of each triplet  $(i, j, k)$ :  $\mathcal{X} = \mathcal{R}(\mathcal{X}_s)$ . The inverse problem would thus read  $\mathbf{y} = [\mathcal{T}\mathcal{R}](\mathcal{X}_s) + \mathbf{n}$ . We adopt an alternative and equivalent approach consisting of substituting the original measurement vector  $\mathbf{y}$  by its replicated version  $\mathcal{R}(\mathbf{y})$ , and using a symmetrized version  $\mathcal{M}_s$  of the selection mask, ensuring that all permutations of a triplet  $(i, j, k)$  are assumed to be measured. We will see below why a symmetrized data vector together with a symmetrized measurement operator represents a sufficient condition to impose the tensor symmetry at each step of the algorithm in our approach, and in particular supersymmetry of the solution. The modified inverse problem thus reads as

$$\mathbf{y}_s = \mathcal{T}_s(\mathcal{X}) + \mathbf{n}_s, \quad (10)$$

with  $\mathbf{y}_s = \mathcal{R}(\mathbf{y})$ ,  $\mathbf{n}_s = \mathcal{R}(\mathbf{n})$  and  $\mathcal{T}_s = \mathcal{M}_s \mathcal{F}$  denoting the symmetrized versions of the measurement vector, noise vector and measurement operator, respectively. Without loss of generality, we assume that the initial selection operator  $\mathcal{M}$  contains no redundant measurements, i.e.  $i \leq j \leq k$ . This ensures that  $\mathcal{R}$  is well defined. Also note that the noise statistics remain unaltered and only concern the entries before replication.

Low-rankness, reality and positivity will be imposed as regularization priors in the convex minimization problem to be defined. As pointed out, the rank of a tensor is difficult to handle since the problem of finding  $\text{rank}(\mathcal{X})$  is NP-hard. Computing the rank of different matricizations of the tensor is an easier task. The unfoldings of a rank-1 tensor are actually rank-1 matrices, so that a low- $n$ -rank constraint can be used as a proxy for low rankness. The rank of a matrix is, however, a non-convex function. The nuclear norm, defined as the  $\ell_1$  norm of its singular values, is a well-known convex relaxation of the rank function that was recently promoted in matrix recovery theory (Candès & Recht 2009). Building on those results, Gandy, Recht & Yamada (2011) tackle the low- $n$ -rank tensor recovery problem through the minimization of the sum of the nuclear norms of the mode- $n$  matricizations  $\mathbf{X}_{(n)}$  for all  $n$ . In the supersymmetric case, the mode- $n$  matricizations are all identical and denoted by  $\mathbf{X}_{(n)} = \mathcal{U}(\mathcal{X}) \in \mathbb{C}^{N \times N^2}$ , where  $\mathcal{U}$  stands for the unfolding operator. We propose here to exploit the symmetry of the tensor under scrutiny, together with the signal normalization, to promote a computationally more efficient low-rank prior. Relying on these properties, we note that summation over one index of a tensor of the form  $\mathbf{x} \circ \mathbf{x} \circ \mathbf{x}$  with  $\sum_i x_i = 1$  leads to the order-2 tensor  $\mathbf{x} \circ \mathbf{x}$ , which is real, positive, symmetric, as well as rank-1 and positive-semidefinite. We define  $\mathcal{C}$  as the operator performing the summation over one dimension. Once more supersymmetry ensures that the resulting matrix is independent of the choice of the dimension along which components are summed up:  $\mathcal{C}(\mathcal{X}) \in \mathbb{C}^{N \times N}$  with  $[\mathcal{C}(\mathcal{X})]_{ij} = \sum_k \mathcal{X}_{ijk}$ . A low-rank constraint on  $\mathcal{C}(\mathcal{X})$  will be promoted, through a nuclear norm minimization, as a convex proxy for the low rankness of  $\mathcal{X}$ . Positive-semidefiniteness of  $\mathcal{C}(\mathcal{X})$ , i.e. the positivity of the eigenvalues, which are then identical to the singular values, may also be explicitly added as a convex prior, denoted by  $\mathcal{C}(\mathcal{X}) \geq 0$ , together with the convex reality and positivity



constraints of  $\mathcal{X}$ :  $\mathcal{X} \in \mathbb{R}_+^{N \times N \times N}$ . This summation approach is a priori computationally significantly more efficient, given the reduced matrix size of  $\mathcal{C}(\mathcal{X})$  compared to that of the unfolded matrix  $\mathcal{U}(\mathcal{X})$ .

The resulting convex nuclear norm minimization problem (NM) for  $\mathcal{X}$  thus reads as

$$\min_{\mathcal{X} \in \mathcal{S}} \|\mathcal{C}(\mathcal{X})\|_* \quad \text{subject to} \quad \|\mathbf{y}_s - \mathcal{T}_s(\mathcal{X})\|_2 \leq \epsilon, \quad (11)$$

where  $\mathcal{S} = \mathcal{S}_1 \cap \mathcal{S}_2$ , with  $\mathcal{S}_1 = \mathbb{R}_+^{N \times N \times N}$  and  $\mathcal{S}_2 = \{\mathcal{X} \mid \mathcal{C}(\mathcal{X}) \geq 0\}$ . Recalling that the measurements  $\mathbf{y}$  are assumed to be corrupted with simple i.i.d. complex Gaussian noise with variance  $\sigma_n^2/2$  on real and imaginary parts, the residual estimator  $\|\mathbf{y} - \mathcal{T}(\mathcal{X})\|_2^2$  follows a  $\chi^2$  distribution with  $2M$  degrees of freedom, with expectation  $2M$  and standard deviation  $(4M)^{1/2}$ . For a large number of degrees of freedom, the distribution is extremely peaked around its expectation value. This fact is related to the well-known phenomenon of the concentration of measure (Carrillo et al. 2012). The value  $\epsilon_0^2 = (2M + 4\sqrt{M})\sigma_n^2/2$ , i.e. 2 standard deviations above the expectation, represents a high percentile of the distribution (in practice, extremely close to  $2M$ ), and consequently a likely bound for  $\|\mathbf{n}\|_2^2$ . An equivalent bound for the symmetrized residual noise term  $\|\mathbf{y}_s - \mathcal{T}_s(\mathcal{X})\|_2^2$  may simply be inferred as  $\epsilon^2 \simeq \alpha \epsilon_0^2$ , where  $\alpha$  is simply the ratio of the number of components in  $\mathbf{y}_s$  to the number of components in  $\mathbf{y}$ . We take the value  $\alpha = 6$  as the relative number of  $(i, j, k)$  triplets with repeated indices in the mask is very small. Note that this last consideration only arises from the discrete setting adopted.

Once the tensor solution  $\mathcal{X}_{\text{NM}}$  is recovered, the problem of extracting the sought signal  $\mathbf{x}_{\text{NM}}$  remains. If the tensor solution was actually a real, positive, rank-1 supersymmetric tensor whose elements sum up to unity, the retrieval of  $\mathbf{x}_{\text{NM}}$  could be done in different ways, such as directly extracting the first eigenvector of matrix  $\mathcal{C}(\mathcal{X}_{\text{NM}})$  or simply performing a sum over two dimensions  $\sum_{jk} [\mathcal{X}_{\text{NM}}]_{ijk}$ . The NM approach, however, does not guarantee that the final solution is indeed rank-1. We therefore resort to the generic algorithm proposed by Kofidis & Regalia (2002) to find the best rank-1 supersymmetric approximation  $\mathcal{P}_1(\mathcal{X}_{\text{NM}})$  of a supersymmetric tensor  $\mathcal{X}_{\text{NM}}$  in the least-squares sense. This algorithm is a generalization for the tensor case of the power method applied to find the dominant eigenvector of matrices (Golub & Loan 1989). It boils down to determining a unitary vector  $\mathbf{x}$  and a scalar  $\lambda$ , such that  $\|\mathcal{X} - \lambda \mathbf{x} \circ \mathbf{x} \circ \mathbf{x}\|$  is minimized, where  $\|\cdot\|$  indicates simply the sum of the square of the components of the tensor. We denote the resulting solution as

$$\mathbf{x}_{\text{NM}} = [\mathcal{E}\mathcal{P}_1](\mathcal{X}_{\text{NM}}), \quad (12)$$

where  $\mathcal{E}$  formally represents the operator retrieving from a supersymmetric rank-1 order-3 tensor its underpinning vector. Note that this vector extraction problem is not convex.<sup>4</sup>

The final NM algorithm is shown in Algorithm 2. To solve the complex optimization problem in (11) we use the Douglas–Rachford splitting algorithm, which is tailored to solve problems of the form in (2) with  $K = 2$ . The problem in (11) can be reformulated as in (2) by setting  $f_1(\mathcal{X}) = \|\mathcal{C}(\mathcal{X})\|_* + i_S(\mathcal{X})$  and  $f_2(\mathbf{x}) = i_C(\mathcal{X})$ , where  $C_\epsilon = \{\mathcal{X} \in \mathbb{C}^{N \times N \times N} : \|\mathbf{y}_s - \mathcal{T}_s(\mathcal{X})\|_2 \leq \epsilon\}$ . The main recursion of the Douglas–Rachford algorithm is detailed in steps 3 and

4 of Algorithm 2, where  $\nu > 0$  and  $\tau_k \in (0, 2)$  are convergence parameters. The sequence  $\{\mathcal{X}^{(k)}\}$  generated by the recursion in Algorithm 2 converges to a solution of the problem (11) (Combettes & Pesquet 2011). The algorithm is stopped when the relative variation between successive solutions,  $\|\mathcal{X}^{(k)} - \mathcal{X}^{(k-1)}\| / \|\mathcal{X}^{(k-1)}\|$ , is smaller than some bound  $\xi \in (0, 1)$ , or after the maximum number of iterations allowed,  $T_{\text{max}}$ , is reached. In our implementation, we use the values  $\tau_k = 1, \forall k$ ,  $\xi = 10^{-3}$  and  $\nu = 10^{-1}$ . In the following subsection, we detail the computation of the proximity operators for  $f_1$  and  $f_2$ .

---

### Algorithm 2 NM algorithm

---

```

1: Initialize  $k = 1, \mathcal{X}^{(1)} \in \mathbb{R}^{N \times N \times N}, \tau_k \in (0, 2)$  and  $\nu > 0$ .
2: while not converged do
3:    $\mathcal{Z}^{(k)} = \text{prox}_{\nu f_2}(\mathcal{X}^{(k)})$ .
4:    $\mathcal{X}^{(k+1)} = \mathcal{X}^{(k)} + \tau_k (\text{prox}_{\nu f_1}(2\mathcal{Z}^{(k)} - \mathcal{X}^{(k)}) - \mathcal{Z}^{(k)})$ .
5:    $k \leftarrow k + 1$ 
6: end while
7:  $\mathbf{x}_{\text{NM}} = [\mathcal{E}\mathcal{P}_1](\mathcal{X}^{(k)})$ .
8: return  $\mathbf{x}_{\text{NM}}$ 
    
```

---

## 5.2 Optimization details

The computation of the proximal operator of  $f_1$ , which includes the nuclear norm prior, as well as the positive-semidefiniteness, reality and positivity constraints, is itself a complicated optimization problem. Therefore, the dual forward–backward algorithm (Combettes & Pesquet 2011) is used at each iteration of the Douglas–Rachford recursion to compute the proximal operator of  $f_1$ . We can decompose  $f_1$  as  $f_1(\mathcal{X}) = g_1(\mathcal{X}) + g_2(\mathcal{X})$ , where  $g_1(\mathcal{X}) = \|\mathcal{C}(\mathcal{X})\|_* + i_{S_1}(\mathcal{X})$  and  $g_2(\mathcal{X}) = i_{S_2}(\mathcal{X})$ . Let  $\mathbf{Q}^{(0)} \in \mathbb{C}^{N \times N}$  and  $\mathcal{S}^{(0)} \in \mathbb{C}^{N \times N \times N}$  be the all-zero matrix and the all-zero tensor, respectively. The dual forward–backward algorithm uses the following recursion to compute  $\text{prox}_{\nu f_1}(\mathcal{X})$ :

$$\begin{aligned} \mathbf{Q}^{(t+1)} &= (\mathbf{I} - \text{prox}_{\nu g_1}) (\mathbf{Q}^{(t)} + \gamma_t \mathcal{C}(\mathcal{S}^{(t)})) \\ \mathcal{S}^{(t+1)} &= \text{prox}_{\nu g_2} (\mathcal{X} - \mathcal{C}^\dagger (\mathbf{Q}^{(t+1)})), \end{aligned} \quad (13)$$

where  $\mathbf{I} \in \mathbb{R}^{N \times N}$  is the identity operator and  $\gamma_t \in (0, 2)$  is a step size. The sequence  $\{\mathcal{S}^{(t)}\}$  converges linearly to  $\text{prox}_{\nu f_1}(\mathcal{X})$ .

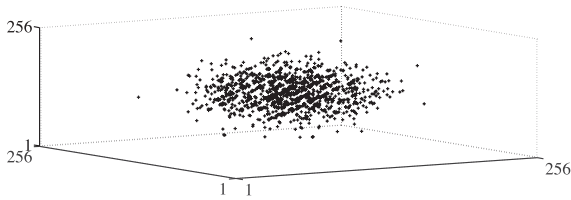
The computations of  $\text{prox}_{\nu g_1}$  and  $\text{prox}_{\nu g_2}$  are very simple operations. We start by computing  $\text{prox}_{\nu g_1}$ . Let  $\mathbf{Q} \in \mathbb{C}^{N \times N}$  be a symmetric matrix and suppose it has an eigenvalue decomposition  $\mathbf{U}\mathbf{\Lambda}\mathbf{U}^\dagger$ , where  $\mathbf{U}$  is the orthogonal matrix of eigenvectors and  $\mathbf{\Lambda} = \text{diag}(\lambda_1, \dots, \lambda_N)$  is the diagonal matrix with the eigenvalues. Then, the proximity operator of  $\nu g_1$  is computed as:

$$\text{prox}_{\nu g_1}(\mathbf{Q}) = \mathbf{U} \bar{\Lambda}_\nu \mathbf{U}^\dagger, \quad (14)$$

where  $\bar{\Lambda}_\nu = \text{diag}((\lambda_1 - \nu)^+, \dots, (\lambda_N - \nu)^+)$  and  $(a)^+ = \max(0, a)$  denotes the positive part of  $a$ . The operator  $\bar{\Lambda}_\nu$  performs a soft thresholding on the eigenvalues of  $\mathbf{Q}$ , to minimize the nuclear norm, and also preserves only the positive eigenvalues, to project on to the set of positive-semidefinite matrices (Vandenberghe & Boyd 1996; Cai, Candès & Shen 2010). The proximal operator of  $\nu g_2$  is the projector on to the set of positive tensors in  $\mathbb{R}^{N \times N \times N}$  which is computed by setting the imaginary part and the negative values of the real part of the input tensor to zero, i.e.

$$\text{prox}_{\nu g_2}(\mathcal{S}) = \{(\text{Re}(\mathcal{S}_{i,j,k}))^+\}_{1 \leq i,j,k \leq N}, \quad (15)$$

<sup>4</sup> Note that Kofidis & Regalia (2002) provide a proof of convergence of their algorithm for even-order tensors only. Simulations in the context of the setting described in Section 6 show that this procedure systematically converges for our order-3 tensors, and provides significantly better results than a heuristic procedure based on extracting the first eigenvector of  $\mathcal{C}(\mathcal{X}_{\text{NM}})$  or performing a sum over two dimensions  $\sum_{jk} [\mathcal{X}_{\text{NM}}]_{ijk}$ .



**Figure 1.** Example of a variable-density-sampling pattern in the discrete 6D Fourier space of  $\mathcal{X}$  of dimension  $N^3$ , for an  $N = 16^2$  image size and an undersampling regime of  $M/N = 0.75$ .

where  $\text{Re}(\cdot)$  denotes the real part of a complex number (Boyd & Vandenberghe 2004).

The proximal operator of  $f_2$  is the projector operator on to the set  $C_\epsilon$ , which is computed as

$$\text{prox}_{v, f_2}(\mathcal{X}) = \mathcal{X} + \mathcal{T}_s^\dagger (\mathcal{P}_\epsilon(\mathcal{T}_s(\mathcal{X}) - \mathbf{y}_s) - \mathcal{T}_s(\mathcal{X}) + \mathbf{y}_s), \quad (16)$$

where  $\mathcal{P}_\epsilon(\mathbf{r}) = \min(1, \epsilon/\|\mathbf{r}\|_2)\mathbf{r}$ .

All the operations done in the computation of the proximal operators of  $f_1$  and  $f_2$  preserve tensor symmetry, provided that the symmetrized version  $\mathcal{T}_s$  of the measurement operator and a symmetrized data vector are used. These two are sufficient conditions to impose supersymmetry at each iteration of Algorithm 2, and consequently for the final tensor solution.

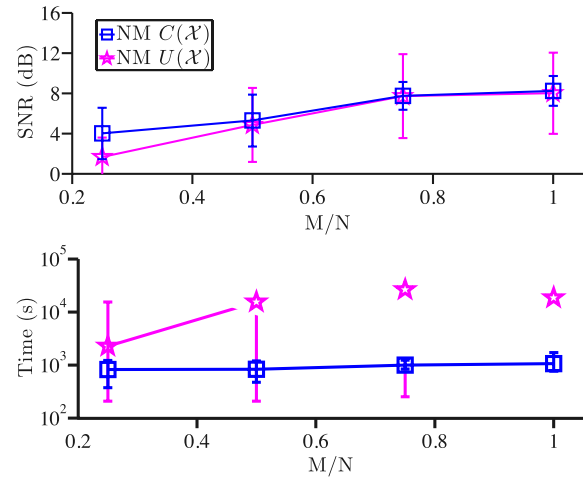
The memory requirement to solve this NM problem is dominated by the storage of the tensor, which is of size  $\mathcal{O}(N^3)$ . In terms of computation time, the algorithm is dominated at each iteration by the application of the operator  $\mathcal{T}_s$  which computes  $N^2$  2D fast Fourier transforms of size  $N$  along each of the three dimensions, with an asymptotic complexity of  $\mathcal{O}(N^3 \log N)$ . These orders of magnitude obviously stand in stark contrast with those for the AM approach.

While the NM approach is much heavier than the AM approach in terms of memory requirements and computation complexity due to the drastically increased dimensionality of the unknown, the underlying convexity at the tensor level ensures essential properties of convergence to a global minimum of the objective function and independence of initialization, justifying a comparative analysis.

## 6 SIMULATIONS AND RESULTS

In this section, we evaluate the performance of the NM and AM algorithms through numerical simulations. Our optimization code<sup>5</sup> was implemented in MATLAB and run on a standard 2.4 GHz Intel Xeon processor. Given the expected large memory requirements and long reconstructions time for the NM formulation, we consider small-size images with  $N = 16^2 = 256$  for which the image vector occupies of the order of 4 KB in double precision, while the size- $N^3$  tensor variable already takes of the order of 100 MB. The memory requirement for the simple tensor variable would already rise to the order of 8 GB for a  $32^2 = 1024$  image size.

For what the measurement setting is concerned, we assume random variable-density sampling in the 6D Fourier space, where low spatial frequencies are more likely to be sampled than high frequencies. In practice, the sampling pattern is obtained by sampling *frequels* independently along each of the three tensor dimensions from a bidimensional random Gaussian profile in the corresponding Fourier plane, associating the originally continuous random points with the nearest discrete frequency. The sampling is carried out



**Figure 2.** Reconstruction quality and timing comparison between the NM approach defined in (11) with the equivalent minimization problem where the summation operator  $\mathcal{C}$  is replaced by the unfolding operator  $\mathcal{U}$ . Tests done on  $N = 16^2$  images with 32 randomly located spikes and ISNR = 30 dB, for undersampling ratios  $M/N$  in the range [0.25, 1]. The SNR curves (top panel) represent average values over 10 simulations and corresponding 1-standard-deviation error bars. The timing curves (bottom panel) represent average values over 10 simulations and minimum–maximum error bars.

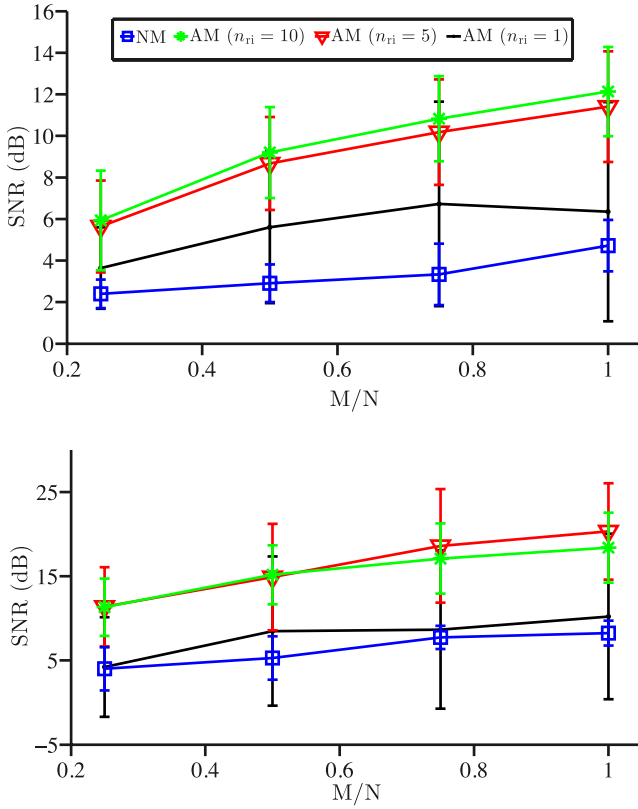
progressively, noting that if a product is sampled twice the result is discarded and repeating this procedure until  $M$  samples are obtained. Again this consideration only arises from the discrete setting adopted. Fig. 1 presents a typical sampling pattern.

In all experiments we define the input signal-to-noise ratio as  $\text{ISNR} = -10 \log(\sigma_n^2/e_y^2)$ , where  $e_y^2 = (1/M) \sum_a^M |y_a|^2$ . The signal-to-noise ratio of a reconstruction  $\bar{\mathbf{x}}$  is defined as  $\text{SNR} = -10 \log(\|\bar{\mathbf{x}} - \mathbf{x}\|^2/\|\mathbf{x}\|^2)$ . With this definition, the higher the SNR, the closer the recovered signal  $\bar{\mathbf{x}}$  is from the original  $\mathbf{x}$ .

As a preliminary experiment, we provide a comparison of the performance of the NM approach defined in (11) with the equivalent minimization problem where the summation operator  $\mathcal{C}$  is replaced by the unfolding operator  $\mathcal{U}$  in the nuclear norm and where the positive-semidefiniteness constraint is discarded as it does not apply for non-square matrices. Both algorithms were tested on images constructed from 32 random spikes, with  $\text{ISNR} = 30$  dB. The positive spike values are taken uniformly at random and normalized to get unit flux, while positions are drawn at random from a Gaussian profile centred on the image. The graphs in Fig. 2 represent the SNR and timing curves as a function of undersampling in the range [0.25, 1]. A total of 10 simulations per point are performed, varying the signal, as well as the sampling and noise realizations. Both approaches provide similar reconstruction qualities, with a smaller variability of the component summation approach, which is also slightly superior at low undersamplings. The component summation approach, running in the order of  $10^3$  s, is, as expected, significantly faster than the unfolding approach, running on average more than 10 times more slowly in the range [0.5, 1]. We therefore discard further consideration of the latter.

Having validated our NM approach in comparison with alternative state-of-the-art low-tensor-rank approaches, we compare its performance with that of the AM scheme. First, we evaluate the reconstruction quality on images constructed from 32 and 64 randomly located spikes. The AM approach is also evaluated for varying reinitialization numbers:  $n_{\text{ri}} \in \{1, 5, 10\}$ . The graphs in Fig. 3 represent the SNR curves as a function of undersampling in the

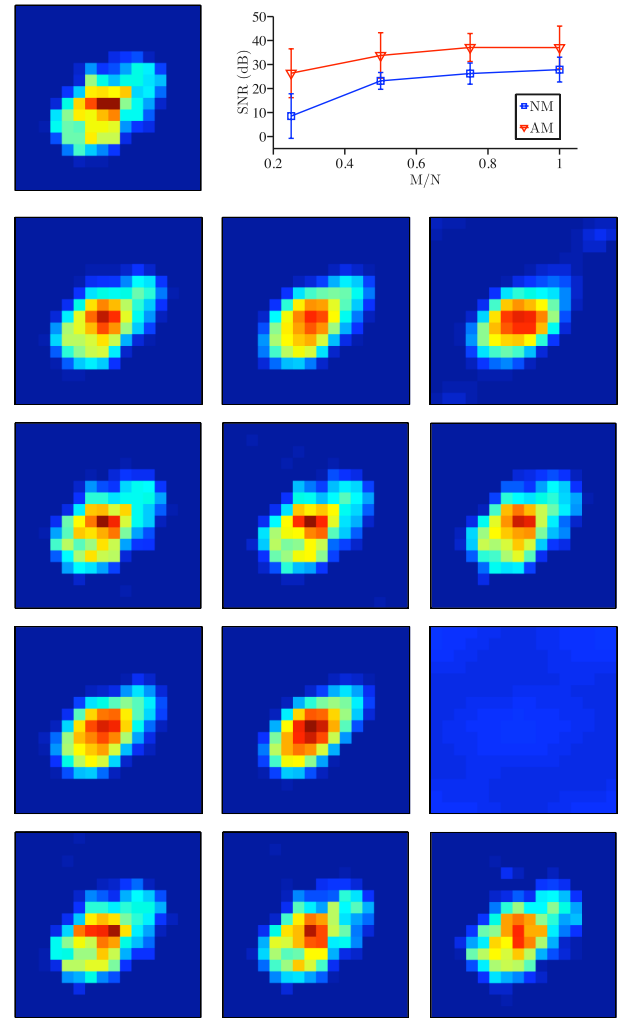
<sup>5</sup> Code and test data are available at <https://github.com/basp-group/co-oi>



**Figure 3.** Reconstruction quality results for synthetic images of size  $N = 16^2$  with randomly distributed spikes and ISNR = 30 dB for undersampling ratios  $M/N$  in the range  $[0.25, 1]$ . Top panel: 64 spikes. Bottom panel: 32 spikes. The curves represent the average SNR values over multiple simulations (50 for AM and 10 for NM) and corresponding 1-standard-deviation error bars.

range  $[0.25, 1]$ . A total of 50 and 10 simulations per point are performed for AM and NM, respectively, varying the signal, as well as the sampling and noise realizations. The results show a clear superiority of AM relative to NM in terms of average reconstruction quality. Both approaches exhibit non-negligible variability. The dependency of the non-convex AM approach on initialization is clearly illustrated by the  $n_{ri} = 1$  and 5 curves, confirming the importance of the multiple reinitializations. We also observe a saturation between  $n_{ri} = 5$  and 10. As expected from asymptotic complexity considerations, AM runs significantly faster than NM, with reconstructions in the order of  $10^2$  s for  $n_{ri} = 5$ , approximately 10 times faster than NM.

Secondly, simulations are performed in an identical setting on realistic images representing low-resolution versions of the Eta Carinae star system, of a simulated rapidly rotating star, and of the M51 galaxy.<sup>6</sup> The multiple simulations per point are performed by varying the sampling and noise realizations. The graphs in Figs 4, 5 and 6 present the SNR curves as a function of undersampling in the range  $[0.25, 1]$  (AM only reported for  $n_{ri} = 5$ ), confirming the previous results on random images. Reconstructed images are also reported, providing visual confirmation of the superiority of AM relative to NM over the full undersampling range. In both approaches, the visual quality difference between the reconstructions with, respectively, best and median SNR values illustrates the vari-



**Figure 4.** Eta Carinae star system illustration ( $N = 16^2$ , ISNR = 30 dB). Top row: original image and SNR graph. The curves represent the average SNR values over multiple simulations (50 for AM and 10 for NM) and corresponding 1-standard-deviation error bars. Second and third rows: NM (second) and AM for  $n_{ri} = 5$  (third) reconstructions with best SNR for  $M = N$  (left-hand panel),  $M = 0.75N$  (middle panel) and  $M = 0.25N$  (right-hand panel). Fourth and bottom rows: NM (fourth) and AM for  $n_{ri} = 5$  (bottom) reconstructions with median SNR for  $M = N$  (left-hand panel),  $M = 0.75N$  (middle panel) and  $M = 0.25N$  (right-hand panel).

ability of the reconstruction quality. The NM approach suffers from a significantly larger visual degradation of the median SNR value at  $M = 0.25N$  than AM. This degradation appears at larger sampling ratios for M51.

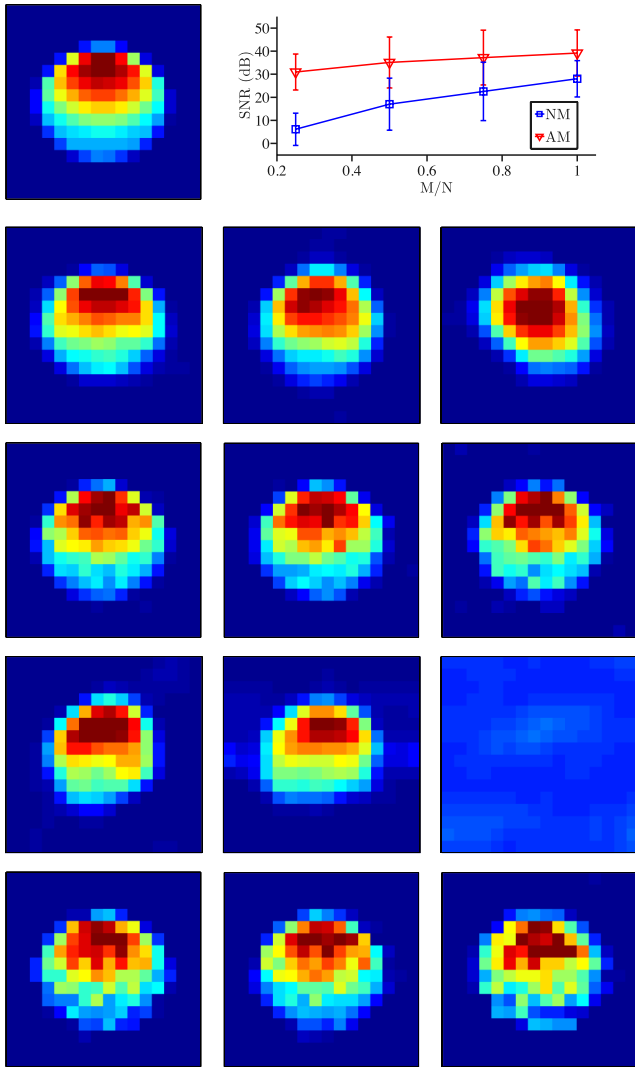
Let us highlight that, while only five reinitializations are necessary in the AM approach in low dimension to reach saturation, additional experimental tests on random signals of size  $N = 64^2$  show that  $n_{ri} = 20$  or larger is necessary for a meaningful reconstruction, thereby emphasizing the convergence problem due to non-convexity in higher dimension. Also, the computation time scales linearly with  $n_{ri}$  and can rapidly blow up in this context.

## 7 CONCLUSION

We have proposed a novel linear formulation of the optical-interferometric imaging problem in terms of the supersymmetric

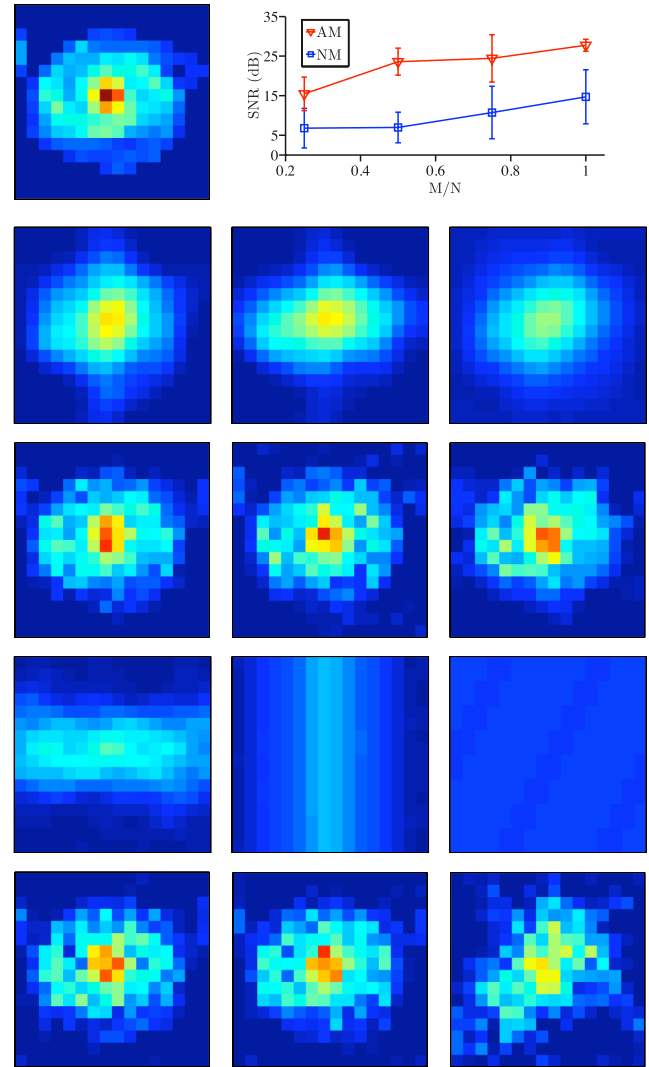
<sup>6</sup> Images from Renard et al. (2011) downloaded from the JMMC service at [apps.jmmc.fr/oidata/shared/srenard/](http://apps.jmmc.fr/oidata/shared/srenard/)





**Figure 5.** Rapidly rotating star illustration ( $N = 16^2$ , ISNR = 30 dB). Top row: original image and SNR graph. The curves represent the average SNR values over multiple simulations (50 for AM and 10 for NM) and corresponding 1-standard-deviation error bars. Second and third rows: NM (second) and AM for  $n_{ri} = 5$  (third) reconstructions with best SNR for  $M = N$  (left-hand panel),  $M = 0.75N$  (middle panel) and  $M = 0.25N$  (right-hand panel). Fourth and bottom rows: NM (fourth) and AM for  $n_{ri} = 5$  (bottom) reconstructions with median SNR for  $M = N$  (left-hand panel),  $M = 0.75N$  (middle panel) and  $M = 0.25N$  (right-hand panel).

rank-1 order-3 tensor formed by the tensor product of the vector representing the image sought with itself. In this context, we proposed a linear convex approach for tensor recovery with built-in supersymmetry, and regularizing the inverse problem through nuclear norm minimization. We have also studied a non-linear, non-convex, AM approach where supersymmetry is relaxed while the rank-1 constraint is built in. While the former approach is associated with drastically increased dimensionality of the unknown, the underlying convexity ensures essential properties of convergence to a global minimum of the objective function and independence of initialization, justifying its analysis. Simulation results in low dimension show that the AM scheme provides significantly superior imaging quality than the NM approach, in addition to be much lighter in its memory requirements and com-



**Figure 6.** M51 galaxy illustration ( $N = 16^2$ , ISNR = 30 dB). Top row: original image and SNR graph. The curves represent the average SNR values over multiple simulations (50 for AM and 10 for NM) and corresponding 1-standard-deviation error bars. Second and third rows: NM (second) and AM for  $n_{ri} = 5$  (third) reconstructions with best SNR for  $M = N$  (left-hand panel),  $M = 0.75N$  (middle panel) and  $M = 0.25N$  (right-hand panel). Fourth and bottom rows: NM (fourth) and AM for  $n_{ri} = 5$  (bottom) reconstructions with median SNR for  $M = N$  (left-hand panel),  $M = 0.75N$  (middle panel) and  $M = 0.25N$  (right-hand panel).

putation complexity. Another set of results in higher dimension, however, suggest that the number of necessary reinitializations for the non-convex AM scheme rapidly increases with  $N$ . This state of things clearly calls for further consideration of a purely convex approach.

Future work should address sparsity constraints along the lines of the recent evolutions brought about in radio interferometry (Wiaux et al. 2009a,b; Carrillo et al. 2012) and in optical interferometry (Thiébaud & Giovanelli 2010; Renard et al. 2011). Our approaches should also be studied in a more realistic setting with exact power spectrum and bispectrum measurements in the continuous domain and for different noise statistics, and explicitly compared to existing MIRA and WISARD implementations. Software and hardware optimization will also be key to handle large-size

images, e.g. using graphics processing units (Baron & Kloppenborg 2010).

## ACKNOWLEDGEMENTS

The authors thank G. Puy for insightful discussions on optimization algorithms. AA and REC are supported by the Swiss National Science Foundation (SNSF) under grants 205321\_138311 and 200021\_140861. YW is supported by the Center for Biomedical Imaging (CIBM) of the Geneva and Lausanne Universities, EPFL and the Leenaards and Louis–Jeantet foundations.

## REFERENCES

- Attouch H., Bolte J., Redont P., Soubeyran A., 2010, *Math. Oper. Res.*, 35, 438
- Attouch H., Bolte J., Svaiter B., 2013, *Math. Program.*, 137, 91
- Baldwin J., Haniff C., 2002, *Phil. Trans. R. Soc. A*, 360, 969
- Baldwin J., Haniff C., Mackay C., Warner P., 1986, *Nature*, 320, 595
- Baron F., Kloppenborg B., 2010, in Danchi W. C., Delplancke F., Rajagopal J. K., eds, *Proc. SPIE Vol. 7734, Optical and Infrared Interferometry II*. Am. Inst. Phys., New York, p. 77344D
- Beck A., Teboulle M., 2009, *SIAM J. Imaging Sci.*, 2, 183
- Boyd S., Vandenberghe L., 2004, *Convex Optimization*. Cambridge Univ. Press, Cambridge
- Cai J. F., Candès E. J., Shen Z., 2010, *SIAM J. Optim.*, 20, 1956
- Candès E., Recht B., 2009, *Found. Comput. Math.*, 9, 717
- Candès E. J., Strohmer T., Vershynski V., 2011, *Commun. Pure Appl. Math.*, 66, 1241
- Carrillo R. E., McEwen J. D., Wiaux Y., 2012, *MNRAS*, 426, 1223
- Carrillo R. E., McEwen J. D., Wiaux Y., 2013, *MNRAS*, preprint ([arXiv:1307.4370](https://arxiv.org/abs/1307.4370))
- Combettes P. L., Pesquet J. C., 2011, in Bauschke H. H., Burachik R. S., Combettes P. L., Elser V., Luke D. R., Wolkowicz H., eds, *Fixed-Point Algorithms for Inverse Problems in Science and Engineering*. Springer, New York, p. 185
- Gandy S., Recht B., Yamada I., 2011, *Inverse Probl.*, 27, 025010
- Golub G. H., Loan C. F. V., 1989, *Matrix Computations*. Johns Hopkins Univ. Press, Maryland
- Haldar J., Hernando D., 2009, *IEEE Signal Process. Lett.*, 16, 584
- Haniff C. A., Mackay C. D., Titterton D. J., Sivia D., Baldwin J. E., Warner P. J., 1987, *Nature*, 328, 694
- Hastad J., 1990, *J. Algorithms*, 11, 644
- Kofidis E., Regalia P. A., 2002, *SIAM J. Matrix Anal. Appl.*, 23, 863
- Kolda T., Bader B. W., 2009, *SIAM Rev.*, 51, 455
- Li F., Cornwell T. J., de Hoog F., 2011, *A&A*, 528, A31
- McEwen J. D., Wiaux Y., 2011, *MNRAS*, 413, 1318
- Meimon S. C., Mugnier L. M., Besnerais G. L., 2005, *Opt. Lett.*, 30, 1809
- Renard S., Thiébaud E., Malbet F., 2011, *A&A*, 533, A64
- Stewart G. W., 1992, *SIAM Rev.*, 35, 551
- Thiébaud E., 2008, in Schöller M., Danchi W. C., Delplancke F., eds, *Proc. SPIE Vol. 7013, Optical and Infrared Interferometry*. SPIE, Bellingham, p. 70131I
- Thiébaud E., Giovanelli J., 2010, *IEEE Signal Process. Mag.*, 21, 97
- Thompson A. R., Moran J. M., Swenson G. W., 2001, *Interferometry and Synthesis in Radio Astronomy*. Wiley, New York
- Thorsteinsson H., Buscher D. F., Young J. S., 2004, in Traub W. A., ed., *Proc. SPIE Vol. 5491, New Frontiers in Stellar Interferometry*. SPIE, Bellingham, p. 1574
- Tuthill P. G., Monnier J. D., Danchi W. C., Wishnow E. H., Haniff C. A., 2000, *PASP*, 112, 555
- Vandenberghe L., Boyd S., 1996, *SIAM Rev.*, 38, 49
- Wenger S., Magnor M., Pihlström Y., Bhatnagar S., Rau U., 2010, *PASP*, 122, 1367
- Wiaux Y., Jacques L., Puy G., Scaife A. M. M., Vanderghenst P., 2009a, *MNRAS*, 395, 1733
- Wiaux Y., Puy G., Boursier Y., Vanderghenst P., 2009b, *MNRAS*, 400, 1029
- Wiaux Y., Puy G., Vanderghenst P., 2010, *MNRAS*, 402, 2626

This paper has been typeset from a  $\text{\TeX}/\text{\LaTeX}$  file prepared by the author.