



Heriot-Watt University  
Research Gateway

## The role of soils in the regulation of ocean acidification

**Citation for published version:**

Renforth, P & Campbell, JS 2021, 'The role of soils in the regulation of ocean acidification', *Philosophical Transactions of the Royal Society B: Biological Sciences*, vol. 376, no. 1834, 20200174.  
<https://doi.org/10.1098/rstb.2020.0174>

**Digital Object Identifier (DOI):**

[10.1098/rstb.2020.0174](https://doi.org/10.1098/rstb.2020.0174)

**Link:**

[Link to publication record in Heriot-Watt Research Portal](#)

**Document Version:**

Publisher's PDF, also known as Version of record

**Published In:**

Philosophical Transactions of the Royal Society B: Biological Sciences

**Publisher Rights Statement:**

© 2021 The Authors.

**General rights**

Copyright for the publications made accessible via Heriot-Watt Research Portal is retained by the author(s) and / or other copyright owners and it is a condition of accessing these publications that users recognise and abide by the legal requirements associated with these rights.

**Take down policy**

Heriot-Watt University has made every reasonable effort to ensure that the content in Heriot-Watt Research Portal complies with UK legislation. If you believe that the public display of this file breaches copyright please contact [open.access@hw.ac.uk](mailto:open.access@hw.ac.uk) providing details, and we will remove access to the work immediately and investigate your claim.



Opinion piece

**Cite this article:** Renforth P, Campbell JS. 2021 The role of soils in the regulation of ocean acidification. *Phil. Trans. R. Soc. B* **376**: 20200174.  
<https://doi.org/10.1098/rstb.2020.0174>

Accepted: 14 January 2021

One contribution of 17 to a theme issue 'The role of soils in delivering Nature's Contributions to People'.

**Subject Areas:**

biochemistry, environmental science

**Keywords:**

ocean alkalinity, enhanced weathering, ocean acidification

**Author for correspondence:**

P. Renforth  
e-mail: [p.renforth@hw.ac.uk](mailto:p.renforth@hw.ac.uk)

# The role of soils in the regulation of ocean acidification

P. Renforth and J. S. Campbell

The Research Centre for Carbon Solutions, Heriot-Watt University, Edinburgh EH14 4AS, UK

PR, 0000-0002-1460-9947; JSC, 0000-0003-4249-5323

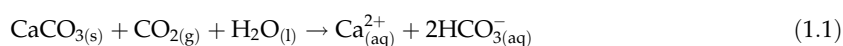
Soils play an important role in mediating chemical weathering reactions and carbon transfer from the land to the ocean. Proposals to increase the contribution of alkalinity to the oceans through 'enhanced weathering' as a means to help prevent climate change are gaining increasing attention. This would augment the existing connection between the biogeochemical function of soils and alkalinity levels in the ocean. The feasibility of enhanced weathering depends on the combined influence of what minerals are added to soils, the formation of secondary minerals in soils and the drainage regime, and the partial pressure of respired CO<sub>2</sub> around the dissolving mineral. Increasing the alkalinity levels in the ocean through enhanced weathering could help to ameliorate the effects of ocean acidification in two ways. First, enhanced weathering would slightly elevate the pH of drainage waters, and the receiving coastal waters. The elevated pH would result in an increase in carbonate mineral saturation states, and a partial reversal in the effects of elevated CO<sub>2</sub>. Second, the increase in alkalinity would help to replenish the ocean's buffering capacity by maintaining the 'Revelle Factor', making the oceans more resilient to further CO<sub>2</sub> emissions. However, there is limited research on the downstream and oceanic impacts of enhanced weathering on which to base deployment decisions.

This article is part of the theme issue 'The role of soils in delivering Nature's Contributions to People'.

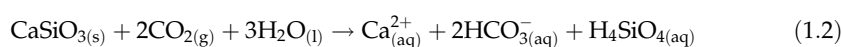
## 1. Introduction

The Earth's climate is regulated by processes on the land and ocean. Soils play an important role in both spheres as a medium for organic carbon accumulation and turnover. Soils also facilitate mineral weathering, which removes CO<sub>2</sub> from the atmosphere, converts it into bicarbonate ions, which contribute to the alkalinity of the ocean. This relationship between terrestrial and oceanic processes is an important feature in the natural carbon cycle [1], specifically as a feedback balancing volcanic degassing and other natural CO<sub>2</sub> accumulation in the atmosphere. Weathering will also consume all anthropogenic CO<sub>2</sub> emissions over 10<sup>3</sup>–10<sup>6</sup> years [2,3].

The role of soils is particularly relevant to 'enhanced weathering' proposals that consider adding minerals to the land to help mitigate climate change [4,5]. Every year, the Earth's rivers naturally add around 500 million tonnes of dissolved calcium to the oceans [6]. This calcium originates from the weathering of carbonate or silicate minerals, which (along with other cations: Mg, Na and K) also consumes CO<sub>2</sub> (e.g. equations (1.1) and (1.2)).



and



Equations (1.1) and (1.2) show the reaction of single minerals (calcite CaCO<sub>3</sub> and wollastonite CaSiO<sub>3</sub>) with CO<sub>2</sub>, but typically a range of minerals in a rock

weather to produce an array of dissolved species as well as new mineral phases (including clay minerals and iron oxides) but, as above, typically consume CO<sub>2</sub> [4]. Approximately 0.25 billion tonnes (Gt) of carbon (1 GtC = 1 petagram C) may be removed from the atmosphere by natural weathering of silicate minerals [7–9], and a similar amount from carbonate weathering [10]. On geological timescales, this removal is balanced with CO<sub>2</sub> emissions from volcanic sources. Changes in this balance are fundamental in the climate system, and the temperature dependence of weathering rate provides a long-term negative feedback, stabilizing global climate [11].

Soils play an important role as a medium in which weathering reactions take place [12]. Mineral weathering is naturally accelerated in soils through physical (freeze–thaw, wetting–drying and anthropogenic activities [13]) and biochemical (CO<sub>2</sub> respiration, and proton/organic molecule exudation from plant roots, microbes and fungal hyphae, [14,15]) processes. Being composed mainly of secondary minerals (minerals that form through environmental processes, see below, e.g. clays, carbonates and iron oxides/hydroxides), soils are also a product of weathering, which may occlude fresh primary minerals in underlying rock and reduce further mineral dissolution [16]. Soil is also a medium for the reverse reaction of equation (1.1), in which ‘pedogenic’ carbonates are formed. The quantification of the carbonate content of soil has typically been confined to arid environments where it is the largest carbon pool [17]. Estimates suggest that 695–748 GtC are stored globally as pedogenic carbonate, in which the calcium is derived primarily from remobilised lithogenic carbonate [18].

Here, the fundamental role that soils play in the terrestrial-oceanic inorganic carbon cycle are explored, and how, through the action of soils, enhanced weathering may help to ameliorate ocean acidification.

## 2. The role of soils in enhanced weathering

The application of crushed carbonate minerals to soils is a standard practice in agriculture (agricultural lime) to amend soil porewater pH. It is likely that in excess of 100 Mt of agricultural lime (CaCO<sub>3</sub>) are applied globally (e.g. 20–30 Mt in the US alone [19], although global figures are not readily available). By mimicking natural weathering, but using similar processes and supply chains for agricultural lime, some have suggested the intentional addition of silicate minerals to the land surface may help to prevent climate change [20–23], with the additional consequence of increasing ocean alkalinity [24]. Enhanced weathering may be part of a portfolio of approaches that intend to remove multiple GtCO<sub>2</sub> yr<sup>-1</sup> from the atmosphere by 2100 [25,26]. For instance, a recent study suggests that the application of crushed basalt to 35–59% of cropland area in 12 countries could be sufficient to remove 2 GtCO<sub>2</sub> yr<sup>-1</sup> by 2050 at a cost of \$60–220 per tCO<sub>2</sub> [5]. The technical challenges associated with enhanced weathering are dominated by the need to crush rock to a small particle size, such that the rate of mineral dissolution is sufficiently rapid that a large proportion of the mineral dissolves over only a few years. As such, the costs in Beerling *et al.* [5] account for emissions produced by the supply chain. Below we consider the properties of, and processes in, soils that may control the function of enhanced weathering. Rather than adding silicate minerals, it is theoretically possible to

add carbonate minerals to the land surface (e.g. expanding the use of agricultural lime). However, as we discuss below, such a proposal may be considerably limited in the CO<sub>2</sub> removed per unit of land.

The inorganic components of soil are conceptually divided into primary and secondary minerals. Primary minerals have not been significantly chemically altered since their crystallization from molten material [27]. They are mainly silicate minerals with varied bonding structure [28]. Other common primary minerals in soils include oxides/hydroxides of titanium/iron/manganese, carbonates, as well as non-crystalline inorganic materials such as volcanic glasses [29]. Primary minerals undergo various physical, chemical, biochemical and human-induced weathering in soils. One of the main weathering pathways is the reaction with natural aqueous solutions, such as rainwater, where carbonic acid forms by dissolution of atmospheric CO<sub>2</sub>. Carbonic acid reacts with the surfaces of primary minerals causing them to dissolve. On short timescales, weathering of carbonate minerals (e.g. equation (1.1)) results in less net sequestration of CO<sub>2</sub> than weathering of silicate minerals (e.g. equation (1.2)), and that, over longer timescales (over hundreds of thousands to millions of years), weathering of carbonates results in no net CO<sub>2</sub> sequestration due to eventual re-precipitation of carbonates in the ocean [4].

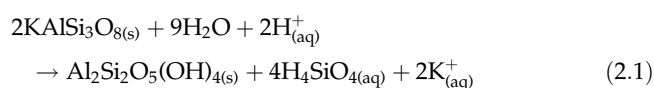
In soils, the CO<sub>2</sub> partial pressure may be between 10 to 100 times greater than that of the atmosphere due to plant and microbial respiration, bringing it into the same range as power station flue gas [30,31]. This elevated partial pressure generates additional acidity, accelerating mineral weathering. Moreover, weathering in soils is enhanced by the release of organic acids from plant roots, e.g. malic and acetic acid [32,33], microorganisms, e.g. fulvic, humic, phenolic acids [34,35] and fungi, e.g. citric and oxalic acid [36,37]. In addition, organic compounds can form complexes with the cations in silicate minerals, facilitating breakdown as well as altering the formed products [38]. Furthermore, earthworms, lauded by Aristotle as ‘the intestines of the earth’, play a significant role in enhancing mineral degradation, via organic acids, digestive enzymes and gut microbes during ingestion as well as via burrow aeration and transport processes [39,40].

Since most weathering occurs via contact between primary minerals and aqueous solutions, mineral solubility is important. Generally, silicate minerals with less silica polymerization, e.g. olivine, dissolve at faster rates than minerals with greater silica polymerization, e.g. quartz [41,42] owing to the stronger Si–O bond compared to the M–O bond (where M = Na, Mg or Ca, etc). The dissolution of carbonate minerals (equation (1.1)) is orders of magnitude faster than silicate minerals, and carbonate dissolution is congruent, meaning the molar ratios of the dissolved elements in solution are similar to that of the solid. However, most primary silicate minerals dissolve incongruently, which means their more soluble components are released preferentially [28]. For instance, when in contact with natural waters, minerals tend to release monovalent cations (e.g. Na<sup>+</sup>, K<sup>+</sup>), before divalent cations (Mg<sup>2+</sup>, Ca<sup>2+</sup>), before trivalent cations (Fe<sup>3+</sup>, Al<sup>3+</sup>), according to the correlation between the ease of hydrolysis and electrostatic valency of the species [43].

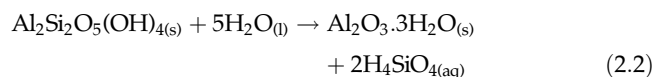
In soils, the dissolved products of primary silicate mineral weathering increase the availability of some limiting

nutrients such as Si, K and P [44]. These can boost plant productivity and increase the size of the terrestrial carbon pool [45]. This process is critical in natural soil formation [46]. Some of the dissolved products, namely bicarbonate  $\text{HCO}_3^-$ , are transported by rivers to the oceans, increasing its total alkalinity, and counteracting ocean acidification (see below [47]). Furthermore, dissolved Si, P and Fe could stimulate biological productivity in oceans, removing additional  $\text{CO}_2$  from the atmosphere as organic carbon [48–50].

Alongside production of bioavailable dissolved products, incongruent dissolution of some primary minerals also produces solid residues, referred to as secondary minerals. For example, during weathering, primary mineral feldspars,  $\text{MA}_2\text{Si}_3\text{O}_8$ , hydrolyse, releasing soluble cations  $\text{M}^+$  and  $\text{H}_4\text{SiO}_4$ , and leaving behind the solid secondary (clay) mineral kaolinite,  $\text{Al}_2\text{Si}_2\text{O}_5(\text{OH})_4$  (e.g. equation (2.1)).

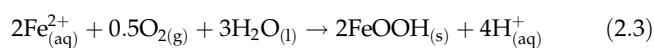


Other common secondary minerals in soils include oxides, e.g.  $\text{Fe}_2\text{O}_3$ , hydroxides, e.g.  $\text{Al}(\text{OH})_3$ , carbonates, e.g.  $\text{CaCO}_3$ , and phosphates, e.g.  $\text{Ca}_5(\text{PO}_4)_3(\text{F}, \text{Cl}, \text{OH}) \cdot \text{H}_2\text{O}$ . Secondary minerals may also precipitate directly from aqueous solution rather than by continuous modification of a primary mineral [51]. The compositions, structures and quantities of these secondary minerals together with organic molecules determine a soils' cation exchange capacity (CEC) and thus its ability to hold nutrients and buffer against acidification [52]. Although clays are more stable to weathering than the primary minerals from which they are derived, they too undergo weathering. In tropical soils, where temperature and precipitation are high, and where decaying organic matter is plentiful, clays undergo additional breakdown [28]. For example, kaolinite may hydrolyse, forming gibbsite ( $\text{Al}_2\text{O}_3 \cdot 3\text{H}_2\text{O}$ ):



Field and laboratory studies [53–57] have shown that clay formation can significantly limit the extent and rate of primary mineral weathering and control elemental fluxes [53,58]. There are primarily three ways in which the precipitation of clays moderate dissolution rates of primary minerals: (i) via control of the saturation state of primary minerals in natural waters; (ii) forming passivating coatings on primary minerals restricting their reactive surface area; and (iii) reducing the hydraulic conductivity of the soil and/or creating preferential flow channels [57].

Another major factor in soil weathering is the presence of the transition metals Fe and Mn and their related redox processes [59]. In primary minerals, Fe and Mn mainly occur in their reduced form, i.e. Fe(II) and Mn(II). Their oxidation creates a charge imbalance which destabilizes the mineral lattice, enabling weathering [28]. In addition, the acidity created by oxidation in aqueous environments facilitates further mineral breakdown (equation (2.3)).



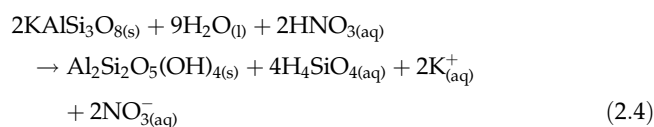
The global organic carbon content of soils is roughly three times more than that of atmospheric or terrestrial biomass [60] and a small perturbation to this pool can have a

dramatic effect on atmospheric  $\text{CO}_2$  concentrations [61,62]. Secondary minerals play a very large role in the stabilization and retention of soil organic matter [63]. Secondary minerals form micro- and macro-aggregates with organic matter creating a physical barrier against attacking microbes [64–69]. Soil organic matter can also become stabilized by chemical or physicochemical binding with secondary minerals to form organomineral complexes [70,71]. Without these protections, organic carbon would decompose and mineralize, entering the atmosphere, and eventually result in acidification of the oceans [72].

As such, soil pore water chemistry is fundamental to enhanced weathering, while the 'carrying capacity' of rainwater, soil porewaters, and runoff may be constrained by secondary mineral formation. For instance, table 1 considers the metal cation concentration ( $\text{Mg}^{2+}$  or  $\text{Ca}^{2+}$ ) and dissolved inorganic carbon (DIC) of a solution in equilibrium with a range of primary and secondary minerals and 400  $\mu\text{atm}$  of  $\text{CO}_2$  (approximately the partial pressure of  $\text{CO}_2$  in the atmosphere), and 50 000  $\mu\text{atm}$  of  $\text{CO}_2$  (a typical partial pressure of  $\text{CO}_2$  in soil pore gases). The total alkalinity varies by over 8 orders of magnitude depending on what minerals are dissolving or precipitating, and the partial pressure of  $\text{CO}_2$ . An effective enhanced weathering strategy may require spatial removal on the order of 10's  $\text{tCO}_2 \text{ ha}^{-1} \text{ yr}^{-1}$  [5], which is thermodynamically possible for most silicate minerals at 50 000  $\mu\text{atm}$   $\text{CO}_2$ , but only for a smaller selection of primary/secondary mineral pairs at 400  $\mu\text{atm}$   $\text{CO}_2$ . Thus, the feasibility of enhanced weathering depends on the combined influence of dissolving primary minerals, the formation of secondary minerals, and the partial pressure of  $\text{CO}_2$ . These determine the maximum possible flux of basic cations to oceans via river transport and thus the transport of alkalinity to the ocean.

Table 1 also highlights the limitations of using calcite, the mineral in agricultural lime, within enhanced weathering strategies. Here a spatial  $\text{CO}_2$  draw-down of 0.1–1  $\text{tCO}_2 \text{ ha}^{-1}$  is 1–2 orders of magnitude smaller than what might be possible with silicate minerals. However, calcite may dissolve orders of magnitude faster than some silicate minerals, which may result in lower processing requirements and potentially cheaper removal costs. Its effectiveness as a  $\text{CO}_2$  removal technology may be constrained if the intention is large  $\text{CO}_2$  removal over a definite land area. However, it still may be possible to dissolve carbonate minerals within engineered systems where the produced alkaline solutions are added to the ocean [74].

Agricultural activities can substantially enhance mineral weathering and the flux of alkalinity to the oceans. For example, tillage exposes less-weathered minerals at depth and brings them to the surface where weathering rates are faster. Acidification resulting from application of fertilisers may also enhance mineral dissolution [75–77]. Nitrification of nitrogen-rich fertilisers can create nitric acid,  $\text{HNO}_3$ , which reacts with minerals (equation (2.4)) at rates exceeding that of natural carbonic acid.



However, the role of nitrification in mediating weathering has previously been thought not to result in sequestration of atmospheric  $\text{CO}_2$ , and in the case of carbonate weathering

**Table 1.** Resulting (a) total dissolved inorganic carbon and (b) total alkalinity from geochemical equilibrium between primary dissolving minerals (rows) and secondary precipitating minerals (columns). (c) The conversion of DIC to spatial flux assuming 500 mm rainfall. Calculated using PHREEQC [73] and the LLNL.dat database file (apart from gehlenite, which was calculated using minteq.dat file).

	400 $\mu\text{atm}$			50,000 $\mu\text{atm}$			
	no secondary	quartz	kaolinite	no secondary	quartz	kaolinite	
<b>a) total dissolved inorganic carbon</b>							
no primary	0.01			1.00			mmol/kg
calcite	0.10			10.000			0.01
forsterite	1000.000	1000.000	1000.000	10000.000	10000.000	10000.000	0.10
wollastonite	1000.000	1000.000	1000.000	10000.000	10000.000	10000.000	1.00
diopside	1000.000	1000.000	1000.000	10000.000	10000.000	10000.000	10.000
hedenbergite	1000.000	1000.000	1000.000	10000.000	10000.000	10000.000	100.000
enstatite	1000.000	1000.000	1000.000	10000.000	10000.000	10000.000	1000.000
anorthite	10000.000	10000.000	10000.000	10000.000	10000.000	10000.000	10000.000
albite	10000.000	10000.000	10000.000	10000.000	10000.000	10000.000	100000.000
gehlenite	10000.000	10000.000	10000.000	10000.000	10000.000	10000.000	100000.000
<b>b) total alkalinity</b>							
no primary	10 <sup>-4</sup>			10 <sup>2</sup>			$\mu\text{Eq/kg}$
calcite	10 <sup>-4</sup>			10 <sup>2</sup>			10 <sup>-4</sup>
forsterite	10 <sup>5</sup>	10 <sup>5</sup>	10 <sup>5</sup>	10 <sup>5</sup>	10 <sup>5</sup>	10 <sup>5</sup>	10 <sup>-1</sup>
wollastonite	10 <sup>5</sup>	10 <sup>5</sup>	10 <sup>5</sup>	10 <sup>5</sup>	10 <sup>5</sup>	10 <sup>5</sup>	10 <sup>-1</sup>
diopside	10 <sup>5</sup>	10 <sup>5</sup>	10 <sup>5</sup>	10 <sup>5</sup>	10 <sup>5</sup>	10 <sup>5</sup>	10 <sup>2</sup>
hedenbergite	10 <sup>5</sup>	10 <sup>5</sup>	10 <sup>5</sup>	10 <sup>5</sup>	10 <sup>5</sup>	10 <sup>5</sup>	10 <sup>2</sup>
enstatite	10 <sup>5</sup>	10 <sup>5</sup>	10 <sup>5</sup>	10 <sup>5</sup>	10 <sup>5</sup>	10 <sup>5</sup>	10 <sup>2</sup>
anorthite	10 <sup>5</sup>	10 <sup>5</sup>	10 <sup>5</sup>	10 <sup>5</sup>	10 <sup>5</sup>	10 <sup>5</sup>	10 <sup>5</sup>
albite	10 <sup>5</sup>	10 <sup>5</sup>	10 <sup>5</sup>	10 <sup>5</sup>	10 <sup>5</sup>	10 <sup>5</sup>	10 <sup>5</sup>
gehlenite	10 <sup>5</sup>	10 <sup>5</sup>	10 <sup>5</sup>	10 <sup>5</sup>	10 <sup>5</sup>	10 <sup>5</sup>	10 <sup>8</sup>
<b>c) spatial CO<sub>2</sub> removal (per 500 mm rainfall)</b>							
no primary	0.003			0.1			tCO <sub>2</sub> /ha
calcite	0.02			0.1			0.003
forsterite	240	240	240	240	240	240	0.02
wollastonite	240	240	240	240	240	240	0.1
diopside	240	240	240	240	240	240	1
hedenbergite	240	240	240	240	240	240	1
enstatite	240	240	240	240	240	240	6
anorthite	240	240	240	240	240	240	37
albite	240	240	240	240	240	240	240
gehlenite	240	240	240	240	240	240	1500
							10000

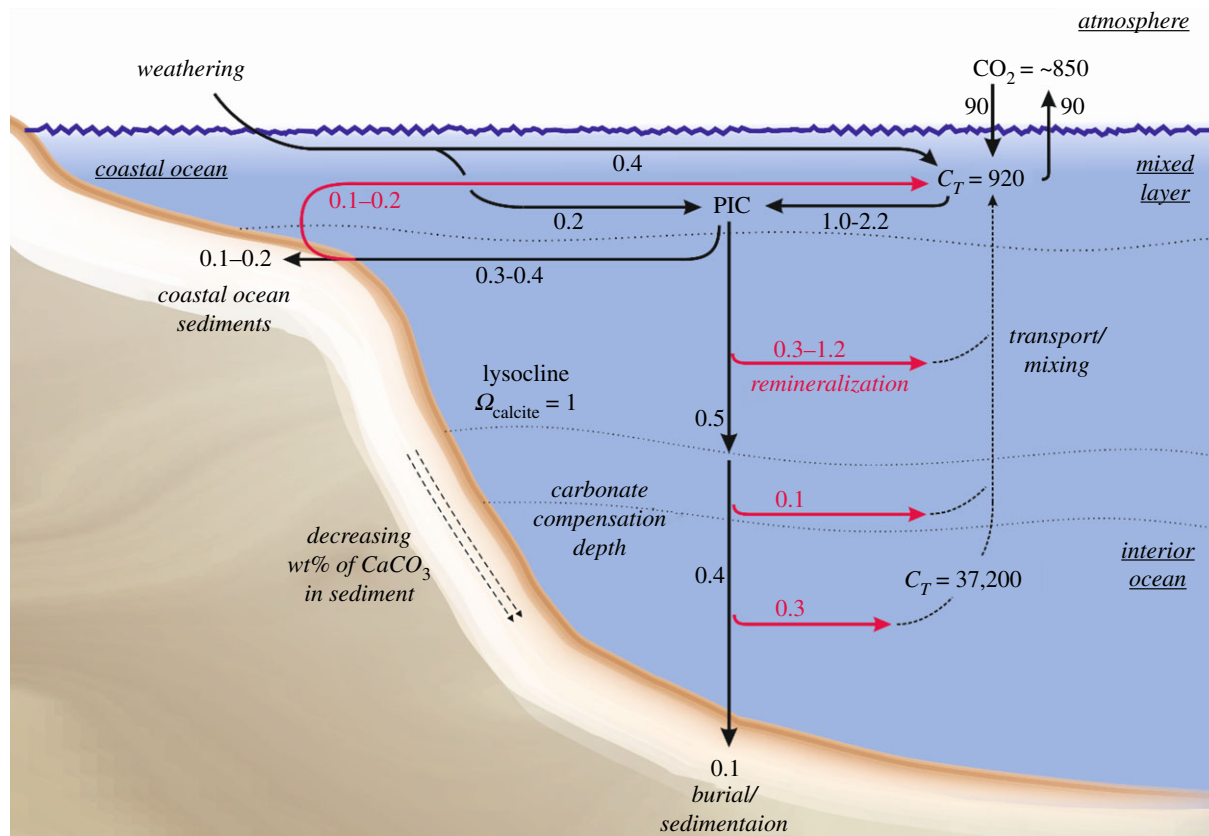
could promote CO<sub>2</sub> emission [75,77–79]. Similarly, sulphur deposition (e.g. dissolved into rainwater), water acidification through oxidation of sulphur-bearing minerals (e.g. acid mine drainage), could promote weathering while resulting in the emission of CO<sub>2</sub> [80].

Research on natural and enhanced weathering suggests that soils have an important influence on the generation of alkalinity which is ultimately transported to the oceans.

This alkalinity influences the oceanic carbon cycle and the ability of the oceans to take up CO<sub>2</sub>.

### 3. The ocean carbon cycle and acidification

The ocean is the largest carbon pool at the Earth's surface containing approximately 40 000 GtC. This includes organic



**Figure 1.** The global ocean carbonate cycle. Adapted from Andersson and Sabine & Tanhua [6,82]. Arrows represent fluxes in Gt C per year (red arrows denote remineralization).  $C_T$  represents the dissolved inorganic carbon pools in Gt C. PIC, particulate inorganic carbon.

carbon contained within living biomass (3 GtC) and dissolved organic carbon (700 GtC). Molecules within the carbonate system, namely aqueous carbon dioxide ( $\text{CO}_{2(\text{aq})}$ ), bicarbonate ions ( $\text{HCO}_3^-$ ) and carbonate ions ( $\text{CO}_3^{2-}$ ) comprise the majority of oceanic carbon, of which approximately 920 GtC resides in surface waters and 37 200 GtC in the deep ocean [81]. Figure 1 presents a schematic of the oceanic inorganic ‘carbonate’ cycle, in which all 850 Gt of atmospheric C is cycled through DIC ( $C_T$  in figure 1) within a decade. Marine autotrophic organisms consume DIC to produce biomass, but some calcifiers (e.g. corals, coccolithophores) also use this carbon to form mineral carbonate shells [83], which ultimately becomes particulate inorganic carbon (PIC). Note that unlike autotrophy, carbonate shell formation consumes ocean alkalinity and generates  $\text{CO}_2$ /acid (reverse of equation (1.1)). Much of the PIC is remineralized back into  $\text{CO}_2$ ,  $\text{HCO}_3^-$  and  $\text{CO}_3^{2-}$  as it sinks into corrosive deeper waters (or through biological mediated weathering in the surface ocean) with only a minor amount (approx.  $0.3 \text{ GtC yr}^{-1}$ ) reaching the ocean floor and being permanently removed as sediment [6].


The ease by which organisms create mineral carbonate shells is related to the product of the activity of the dissolved constituents (here  $\text{Ca}^{2+}$  and  $\text{CO}_3^{2-}$ ) normalized to mineral solubility (equation (3.1), [84,85]). The activity of calcium in seawater is relatively stable. However,  $\text{CO}_3^{2-}$  ions are in dynamic equilibrium with  $\text{CO}_2$  in seawater, such that its activity is reduced by elevated aqueous  $\text{CO}_2$  (equation (3.2)).

$$\Omega = \frac{\alpha_{\text{Ca}^{2+}} \cdot \alpha_{\text{CO}_3^{2-}}}{K_{\text{sp}}} \quad (3.1)$$

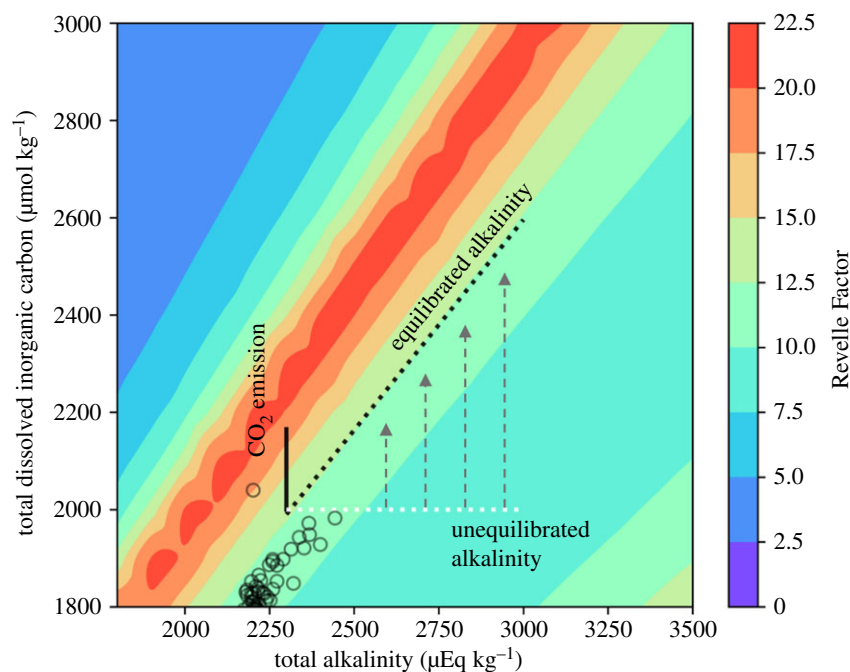
and



The ocean has absorbed nearly 40% of anthropogenic  $\text{CO}_2$  emissions since the industrial revolution [86], and subsequently depressed the saturation state of the carbonate mineral aragonite ( $\text{CaCO}_3$ ) (referred to as ‘ocean acidification’ [84]). This process can be represented by equation (3.3), in which  $\text{CO}_3^{2-}$  ions are consumed through reaction with  $\text{CO}_2$  to produce  $\text{HCO}_3^-$  (thus decreasing  $\Omega$ ). This places stress on marine calcifying organisms, some of which are sensitive to these changes [87,88] and additional acidification caused by contemporary and future emissions may have severe impacts on some ecosystems. Taylor *et al.* [89] suggest that an enhanced weathering scheme may be able to counteract the changes caused by saturation state through a globally deployed enhanced weathering scheme. However, the protection offered to calcifying organisms may be geographically limited to regions in which enhanced weathering is deployed.



Research over the last 20 years to understand the impact of ocean acidification [84] has produced variable results [90,91]. Species that can maintain calcium carbonate saturation levels in their internal calcifying sites may be less affected by changes in seawater pH. However, elevated  $\text{CO}_2$  will force calcifying organisms to expend a greater amount of energy in shell building, which could have the largest impact on sensitive organisms/ecosystems (e.g. some corals



**Figure 2.** The Revelle Factor (derived from Egleston *et al.* [96]) for values of total dissolved inorganic carbon and total alkalinity. The open circles show estimated values over the past 2 million years (derived from Hönisch [97]). The lines show stylised trajectories of an RCP6.0 magnitude emissions scenario (see Renforth & Henderson [24]) that is unabated (solid line) or wholly mitigated by enhanced weathering (dotted lines). (Online version in colour.)

[92,93]), and some marine environments may dip below safe calcium carbonate saturation levels by mid-century [94].

By reacting away aqueous  $\text{CO}_2$  (equation (3.3)) additional  $\text{CO}_2$  can be removed from the atmosphere. This buffering capacity was formalised by Revelle & Suess [95], into what has subsequently been termed the ‘Revelle Factor’ (RF, equation (3.4)).

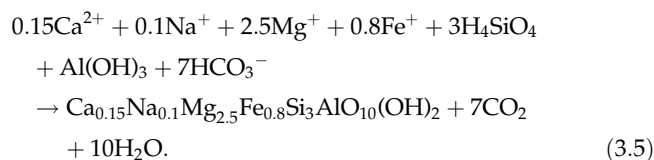
$$RF = \frac{\partial \ln[\text{CO}_2]}{\partial \ln \text{DIC}} \quad (3.4)$$

where the partial differentials denote that other state variables (e.g. total alkalinity) are held constant. RF describes the respective change of DIC with changes in atmospheric  $p\text{CO}_2$ . A larger RF equates to a reduction in oceanic buffering capacity. Figure 2 shows a projection of RF under an RCP6.0 type emissions scenario, in which current oceanic values have already diverted from preindustrial and will continue to increase over the coming century, equating to a reduction in the buffering capacity by approximately 34% between 2000 and 2100 [98].

Figure 2 also shows that it may be possible to maintain an RF value of the surface ocean if all anthropogenic  $\text{CO}_2$  emissions were mitigated by increasing ocean alkalinity (e.g. through mineral weathering). Initially, when alkalinity is increased it will not be equilibrated with atmospheric  $\text{CO}_2$  (figure 2, white line) and the RF would be reduced. Following the equilibration with  $\text{CO}_2$ , the RF value would be maintained for a given emission. While mitigating all anthropogenic emissions by increasing ocean alkalinity is unlikely to be technically possible or desirable, this hypothetical exercise illustrates that enhanced weathering may also help to maintain the  $\text{CO}_2$  buffering capacity of the ocean.

As in the case of the re-precipitation of carbonate minerals via marine calcification, the ‘reverse weathering’ of silicate minerals in seawater can also occur. This involves the combination of dissolved metal anions, silicic acid, aluminium

hydroxide and bicarbonate, to precipitate cation-poor clay minerals and generate  $\text{CO}_2$ , which may be released to the atmosphere. Such reactions play an important role in controlling the global geochemical balance [99]. They remove alkalinity from the ocean and control the partitioning of  $\text{CO}_2$  in the ocean atmosphere system. For example, the formation of saponite,  $\text{Ca}_{0.15}\text{Na}_{0.1}\text{Mg}_{2.5}\text{Fe}_{0.8}\text{Si}_3\text{AlO}_{10}(\text{OH})_2$  (equation (3.5)):



The source of Si may also be biogenic opal and the source of Al may be ‘degraded clays’ [100]. Reverse weathering reactions can also involve reactions with solids, e.g.  $\text{FeOOH}$ -rich coatings on substrate grains [100]. Reactions such as the one in equation (3.5) primarily occur in marine and deltaic environments. For example, *in situ* clay formation has been observed in the Amazon and Mississippi river deltas [53]. However, it has also been found to occur in the closed-basin lakes of Ethiopia [101]. The extent to which reverse weathering occurs at hydrothermal vents is subject to debate [102–104].

Michalopoulos & Aller [53] determined that reverse weathering reactions in Amazon shelf sediments could consume as much as 10% of the continental riverine  $\text{K}^{+}$  flux. However, the true extent of reverse weathering is difficult to quantify due to the small quantities of clays formed in addition to interference from terrestrially derived clays [100]. Thus, the process is poorly understood, and its contribution remains uncertain [105]. A range of clay minerals are formed in marine environments, including grealite, minnesotaite, palygorskite, montmorillonite, glauconite, berthierine, chamosite, clinocllore, sudoite, odenite and

corrensite. Of these, only greenalite and minnesotaite are thought to be formed exclusively in marine environments and may be used to help distinguish between marine and terrestrial sources [105]. Better understanding of reverse weathering has been made possible using isotope tracking, particularly K [106], Li [107], and more recently Be [108].

Although formation of clays via reverse weathering is thermodynamically favoured, they may be spatially and kinetically constrained owing to a silica limitation [105]. Indeed, it is postulated that the late ecological rise of siliceous organisms and the resulting decline in silica-rich conditions inhibited the rate of reverse silicate mineral weathering, causing higher ocean alkalinity and lower atmospheric CO<sub>2</sub> levels [105]. This silica limitation on reverse weathering has been observed in experiments in the Amazon delta [53]. On the other hand, supply of Al and/or Fe were kinetic limiters in clay formation in the Mississippi delta [109]. Reverse weathering reactions generate CO<sub>2</sub> and consume seawater alkalinity. As such, the relative rates of these processes could affect the efficacy of using ocean alkalinity enhancement as an atmospheric CO<sub>2</sub> management strategy and as a way of helping chemically counter ocean acidification [110]. For instance, saponite formation has been reported during olivine dissolution experiments in a laboratory shaker [111] and vermiculite and saponite were observed in flume weathering studies [112]. Formation of these clays reduces the efficiency of ocean alkalinity enhancement, e.g. coastal enhanced weathering of olivine which aims to sequester CO<sub>2</sub> as bicarbonate in the ocean [113].

## 4. Conclusion

Sustainable Development Goal 14 aims to ‘conserve and sustainably use the oceans, sea and marine resources for sustainable development’, with a target to ‘minimize and address the impacts of ocean acidification, including through enhanced scientific cooperation at all levels’. The most effective approach to prevent impacts of ocean warming, acidification and sea level rise on SDG 14 is to stabilize if not reduce atmospheric CO<sub>2</sub> concentrations by quickly moving to net-zero CO<sub>2</sub> emissions. This requires both a

redoubled effort to dramatically reduce CO<sub>2</sub> emissions as well as employing methods to pro-actively remove billions of tonnes per year of atmospheric CO<sub>2</sub>.

In the context of this required CO<sub>2</sub> removal, we have outlined the significant role soils already play in the land–ocean carbon cycle, and how safely accelerating chemical transformations here could contribute to CO<sub>2</sub> removal efforts as well as help rebalance ocean chemistry. Reactions mediated in soils including respiration and organic acid exudation can accelerate weathering rates, while secondary mineral formation and elevated CO<sub>2</sub> may limit the maximum alkalinity flux to the ocean. This alkalinity contributes to removing CO<sub>2</sub> from the atmosphere for storage as DIC in the ocean.

Secondary mineral formation depends on the type of primary mineral dissolving as well as the local climate and biota present. CO<sub>2</sub> sequestration potential of enhanced weathering in soils will need to be determined by *in situ* monitoring with special care to characterize the secondary minerals formed in order to accurately determine the total amount of carbon removed from that atmosphere.

The oceans remove approximately 25% of anthropogenic CO<sub>2</sub> emissions, and some of this excess CO<sub>2</sub> is neutralised through carbonate buffering (i.e. the ‘Revelle Factor’). The remaining CO<sub>2</sub> contributes to a reduction in ocean pH, which will decline further if CO<sub>2</sub> emissions continue to rise. This buffering capacity in the ocean has diminished as a consequence of reaction with CO<sub>2</sub>, and will continue to reduce with additional CO<sub>2</sub> emissions, thus reducing the amount of CO<sub>2</sub> that can be removed and neutralised. By increasing the alkalinity flux from land to the ocean, via enhanced weathering schemes, it may be possible to partially replenish the buffering capacity of the ocean and ameliorate some of the impacts of ocean acidification.

**Data accessibility.** This article has no additional data.

**Authors’ contributions.** P.R. concept, drafting and figure creation, J.C. concept and drafting.

**Competing interests.** We declare we have no competing interests.

**Funding.** The authors acknowledge UKRI funding under the UK Greenhouse Gas Removal Programme (NE/P019943/1, NE/P019730/1), and EU funding under the H2020 ‘Fighting and adapting to climate change’ programme OceanNETs project 869357.

## References

- Berner RA, Kothavala Z. 2001 Geocarb III: a revised model of atmospheric CO<sub>2</sub> over Phanerozoic time. *Am. J. Sci.* **301**, 182–204. (doi:10.2475/ajs.301.2.182)
- Archer D *et al.* 2009 Atmospheric lifetime of fossil fuel carbon dioxide. *Annu. Rev. Earth Planet. Sci.* **37**, 117–134. (doi:10.1146/annurev.earth.031208.100206)
- Lord NS, Ridgwell A, Thorne MC, Lunt DJ. 2016 An impulse response function for the ‘long tail’ of excess atmospheric CO<sub>2</sub> in an Earth system model. *Global Biogeochem. Cycles* **30**, 2–17. (doi:10.1002/2014GB005074)
- Hartmann J, West AJ, Renforth P, Köhler P, La Rocha CLD, Wolf-Gladrow DA, Dürr HH, Scheffran J. 2013 Enhanced chemical weathering as a geoengineering strategy to reduce atmospheric carbon dioxide, supply nutrients, and mitigate ocean acidification. *Rev. Geophys.* **51**, 113–149. (doi:10.1002/rog.20004)
- Beerling DJ *et al.* 2020 Potential for large-scale CO<sub>2</sub> removal via enhanced rock weathering with croplands. *Nature* **583**, 242–248. (doi:10.1038/s41586-020-2448-9)
- Andersson AJ. 2013 The oceanic CaCO<sub>3</sub> cycle. *Treatise Geochem.* **8**, 519–542. (doi:10.1016/B978-0-08-095975-7.00619-7)
- Gaillardet J, Dupré B, Louvat P, Allègre CJ. 1999 Global silicate weathering and CO<sub>2</sub> consumption rates deduced from the chemistry of large rivers. *Chem. Geol.* **159**, 3–30. (doi:10.1016/S0009-2541(99)00031-5)
- Hartmann J, Jansen N, Dürr HH, Kempe S, Köhler P. 2009 Global CO<sub>2</sub>-consumption by chemical weathering: what is the contribution of highly active weathering regions? *Glob. Planet. Change* **69**, 185–194. (doi:10.1016/j.gloplacha.2009.07.007)
- Suchet PA, Probst JL. 1995 A global model for present-day atmospheric/soil CO<sub>2</sub> consumption by chemical erosion of continental rocks (GEM-CO<sub>2</sub>). *Tellus B* **47**, 273–280. (doi:10.1034/j.1600-0889.47.issue1.23.x)
- Liu Z, Dreybrodt W, Liu H. 2011 Atmospheric CO<sub>2</sub> sink: silicate weathering or carbonate weathering? *Appl. Geochem.* **26**, S292–S294. (doi:10.1016/j.apgeochem.2011.03.085)
- Berner RA, Lasaga AC, Garrels RM. 1983 The carbonate-silicate geothermal cycle and its effect on



- atmospheric carbon dioxide over the past 100 million years. *Am. J. Sci.* **283**, 641–683. (doi:10.2475/ajs.283.7.641)
12. Granger DE, Riebe C. 2007 Cosmogenic nuclides in weathering and erosion. *Treatise Geochem.* **5**, 401–436. (doi:10.1016/B978-0-08-095975-7.00514-3).
  13. Millot R, Gaillardet J, Dupré B, Allègre CJ. 2002 The global control of silicate weathering rates and the coupling with physical erosion: new insights from rivers of the Canadian Shield. *Earth Planet. Sci. Lett.* **196**, 83–98. (doi:10.1016/S0012-821X(01)00599-4)
  14. Banwart SA, Nikolaidis NP, Zhu Y-G, Peacock CL, Sparks DL. 2019 Soil functions: connecting earth's critical zone. *Annu. Rev. Earth Planet. Sci.* **47**, 333–359. (doi:10.1146/annurev-earth-063016-020544)
  15. Uroz S, Calvaruso C, Turpault M-P, Frey-Klett P. 2009 Mineral weathering by bacteria: ecology, actors and mechanisms. *Trends Microbiol.* **17**, 378–387. (doi:10.1016/j.tim.2009.05.004)
  16. Dixon JL, von Blanckenburg F. 2012 Soils as pacemakers and limiters of global silicate weathering. *Comptes Rendus Geosci.* **344**, 597–609. (doi:10.1016/j.crte.2012.10.012)
  17. Goudie AS. 1996 Organic agency in calcrete development. *J. Arid Environ.* **32**, 103–110. (doi:10.1006/jare.1996.0010)
  18. Batjes NH. 2008 *ISRIC-WISE harmonized global soil profile dataset (ver. 3.1)*. Report 2008/02. Wageningen, The Netherlands: World Soil Information. (doi:10.13140/2.1.4306.7683)
  19. West TO, McBride AC. 2005 The contribution of agricultural lime to carbon dioxide emissions in the United States: dissolution, transport, and net emissions. *Agric. Ecosyst. Environ.* **108**, 145–154. (doi:10.1016/j.agee.2005.01.002)
  20. Schuiling RD, Krijgsman P. 2006 Enhanced weathering: an effective and cheap tool to sequester CO<sub>2</sub>. *Clim. Change* **74**, 349–354. (doi:10.1007/s10584-005-3485-y)
  21. Moosdorf N, Renforth P, Hartmann J. 2014 Carbon dioxide efficiency of terrestrial enhanced weathering. *Environ. Sci. Technol.* **48**, 4809–4816. (doi:10.1021/es4052022)
  22. Renforth P. 2012 The potential of enhanced weathering in the UK. *Int. J. Greenh. Gas Control* **10**, 229–243. (doi:10.1016/j.ijggc.2012.06.011)
  23. Beerling DJ *et al.* 2018 Farming with crops and rocks to address global climate, food and soil security. *Nat. Plants* **4**, 392. (doi:10.1038/s41477-018-0162-5)
  24. Renforth P, Henderson G. 2017 Assessing ocean alkalinity for carbon sequestration. *Rev. Geophys.* **55**, 636–674. (doi:10.1002/2016RG000533)
  25. Minx JC *et al.* 2018 Negative emissions - Part 1: research landscape and synthesis. *Environ. Res. Lett.* **13**, 063001 (doi:10.1088/1748-9326/aabf9b)
  26. Smith P *et al.* 2015 Biophysical and economic limits to negative CO<sub>2</sub> emissions. *Nat. Clim. Change* **6**, 42–50. (doi:10.1038/nclimate2870)
  27. Lapidus DF. 2003 *Geology (Collins Dictionary of)*. Glasgow, UK: HarperCollins.
  28. Churchman GJ, Lowe DJ. 2012 *Alteration, formation, and occurrence of minerals in soils*. See <https://researchcommons.waikato.ac.nz/handle/10289/9024>.
  29. Nanzo M, Kanno H. 2018 *Inorganic constituents in soil*. Singapore: Springer.
  30. Robbins CW. 1986 Carbon dioxide partial pressure in lysimeter soils 1. *Agron. J.* **78**, 151–158. (doi:10.2134/agronj1986.00021962007800010031x)
  31. Karberg NJ, Pregitzer KS, King JS, Friend AL, Oecologia JRW. 2005 *Soil carbon dioxide partial pressure and dissolved inorganic carbonate chemistry under elevated carbon dioxide and ozone*. Berlin, Germany: Springer.
  32. Manning DAC, Renforth P. 2013 Passive sequestration of atmospheric CO<sub>2</sub> through coupled plant-mineral reactions in urban soils. *Environ. Sci. Technol.* **47**, 135–141. (doi:10.1021/es301250j)
  33. Renforth P, Manning DAC. 2011 Laboratory carbonation of artificial silicate gels enhanced by citrate: implications for engineered pedogenic carbonate formation. *Int. J. Greenh. Gas Control* **5**, 1578–1586. (doi:10.1016/j.ijggc.2011.09.001)
  34. Drever JL, Vance GF. 1994 Role of soil organic acids in mineral weathering processes. In *Organic acids in geological processes* (eds ED Pittman, MD Lewan), pp. 138–161. Berlin, Germany: Springer.
  35. Pettit RE. 2008 Organic matter, humus, humate, humic acid, fulvic acid and humin: their importance in soil fertility and plant health. *harvestgrow.com*.
  36. Moira EK, Henderson RBD. 1963 The release of metallic and silicate ions from minerals, rocks, and soils by fungal activity. *Soil Sci.* **14**, 236–246. (doi:10.1111/j.1365-2389.1963.tb00949.x)
  37. Jongmans AG *et al.* 1997 Rock-eating fungi. *Nature* **389**, 682–683. (doi:10.1038/39493)
  38. Velde P, Barré P. 2009 *Soils, plants and clay minerals: mineral and biologic interactions*. Berlin, Germany: Springer.
  39. Carpenter D, Hodson ME, Eggleton P, Kirk C. 2008 The role of earthworm communities in soil mineral weathering: a field experiment. *Mineralogical Mag.* **72**, 33–36. (doi:10.1180/minmag.2008.072.1.33)
  40. Lian B, Jiang G-F, Liu D, Wang B, Jiang G. 2011 Degradation of potassium rock by earthworms and responses of bacterial communities in its gut and surrounding substrates after being fed with mineral. *PLoS ONE* **6**, e28803. (doi:10.1371/journal.pone.0028803)
  41. Goldich SS. 1938 A study in rock-weathering. *J. Geol.* **46**, 17–58. (doi:10.1086/624619)
  42. Franke WA, Teschner-Steinhardt R. 1994 An experimental approach to the sequence of the stability of rock-forming minerals towards chemical weathering. *CATENA* **21**, 279–290. (doi:10.1016/0341-8162(94)90018-3)
  43. Paton TR, Humphreys GS, Mitchell PB. 1995 *Soils: a new global view*. New York, NY: Routledge.
  44. Harley AD, Gilkes RJ. 2000 Factors influencing the release of plant nutrient elements from silicate rock powders: a geochemical overview. *Nutrient Cycl. Agroecosyst.* **56**, 11–36. (doi:10.1023/A:1009859309453)
  45. Beerling DJ *et al.* 2018 Farming with crops and rocks to address global climate, food and soil security perspective. *Nat. Plants* **4**, 138–147. (doi:10.1038/s41477-018-0108-y)
  46. Jenny H. 1941 *Factors of soil formation: a system of quantitative pedology*. New York, NY: McGraw-Hill.
  47. Wolf-Gladrow DA, Zeebe RE, Klaas C, Körtzinger A, Dickson AG. 2007 *Total alkalinity: the explicit conservative expression and its application to biogeochemical processes*. *Mar. Chem.* **106**, 287–300. (doi:10.1016/j.marchem.2007.01.006)
  48. Buesseler KO, Science PWB. 2003 Will ocean fertilization work? *science.sciencemag.org*.
  49. Forrest H. 2015 Did phosphorus derived from the weathering of large igneous provinces fertilize the Neoproterozoic ocean? *Geochim. Geophys. Geosyst.* **16**, 1723–1738. (doi:10.1002/2015GC005792)
  50. Cornelis JT, Delvaux B. 2016 Soil processes drive the biological silicon feedback loop. *Funct. Ecol.* **30**, 1298–1310. (doi:10.1111/1365-2435.12704)
  51. Curtis CD. 1985 Clay mineral precipitation and transformation during burial diagenesis. *Phil. Trans. R. Soc. A* **315**, 19850031. (doi:10.1098/rsta.1985.0031)
  52. Rayment GE, Higginson FR. 1992 *Australian laboratory handbook of soil and water chemical methods*. Melbourne, Australia: Inkata Press. Available <https://www.cabdirect.org/cabdirect/abstract/19921973446>.
  53. Michalopoulos P, Aller RC. 1995 Rapid clay mineral formation in Amazon delta sediments: reverse weathering and oceanic elemental cycles. *Science* **270**, 614–617. (doi:10.1126/science.270.5236.614)
  54. Alekseyev VA, Medvedeva LS, Prisyagina NI, Meshalkin SS, Balabin AI. 1997 Change in the dissolution rates of alkali feldspars as a result of secondary mineral precipitation and approach to equilibrium. *Geochim. Cosmochim. Acta* **61**, 1125–1142. (doi:10.1016/S0016-7037(96)00405-X)
  55. Stefánsson A, Gíslason SR. 2001 Chemical weathering of basalts, southwest Iceland: effect of rock crystallinity and secondary minerals on chemical fluxes to the ocean. *Am. J. Sci.* **301**, 513–556. (doi:10.2475/ajs.301.6.513)
  56. Zhu C, Blum AE, Veblen DR. 2004 Feldspar dissolution rates and clay precipitation in the Navajo aquifer at Black Mesa, Arizona, USA. In *Proc. 11th Int. Symp. water-rock interaction* (eds RB Wanty, RI Seal), pp. 895–899. Saratoga Springs, NY: A. A. Balkema.
  57. Maher K, Steefel CI, White FA, Stonestrom DA. 2009 The role of reaction affinity and secondary minerals in regulating chemical weathering rates at the Santa Cruz soil chronosequence, California. *Geochim. Cosmochim. Acta* **73**, 2804–2831. (doi:10.1016/j.gca.2009.01.030)
  58. Stefánsson A, Gíslason SR, Arnórsson S. 2001 Dissolution of primary minerals in natural waters: II. Mineral saturation state. *Chem. Geol.* **172**, 251–276. (doi:10.1016/S0009-2541(00)00262-X)
  59. Georges M. 1970 *Geology of clays: weathering, sedimentology, geochemistry*. Heidelberg, Germany: Springer.

60. Schmidt MWI *et al.* 2011 Persistence of soil organic matter as an ecosystem property. *Nature* **478**, 49–56. (doi:10.1038/nature10386)
61. Smith P *et al.* 2008 Greenhouse gas mitigation in agriculture. *Phil. Trans. R. Soc. B* **363**, 789–813. (doi:10.1098/rstb.2007.2184)
62. Eglin T *et al.* 2010 Historical and future perspectives of global soil carbon response to climate and land-use changes. *Tellus B* **62**, 700–718. (doi:10.1111/j.1600-0889.2010.00499.x)
63. Singh M *et al.* 2018 Stabilization of soil organic carbon as influenced by clay mineralogy. *Adv. Agron.* **148**, 33–84. (doi:10.1016/bs.agron.2017.11.001)
64. Elliott ET. 1986 Aggregate structure and carbon, nitrogen, and phosphorus in native and cultivated soils. *Soil Sci. Soc. Am. J.* **50**, 627–633. (doi:10.2136/sssaj1986.03615995005000030017x)
65. Besnard E, Chenu C, Balesdent J, Puget P, Arrouays D. 1996 Fate of particulate organic matter in soil aggregates during cultivation. *Eur. J. Soil Sci.* **47**, 495–503. (doi:10.1111/j.1365-2389.1996.tb01849.x)
66. Skjemstad JO, Clarke P, Taylor JA, Research JMO-S. 1996 *The chemistry and nature of protected carbon in soil*. *Aust. J. Soil Res.* **34**, 251–271. (doi:10.1071/SR9960251)
67. Six J, Paustian K, Elliott ET, Combrink C. 2000 Soil structure and organic matter I. Distribution of aggregate-size classes and aggregate-associated carbon. *Soil Sci. Soc. Am. J.* **64**, 681–689. (doi:10.2136/sssaj2000.642681x)
68. Bossuyt H, Six J, Hendrix PF. 2002 Aggregate-protected carbon in no-tillage and conventional tillage agroecosystems using carbon-14 labeled plant residue. *Soil Sci. Soc. Am. J.* **66**, 1965–1973. (doi:10.2136/sssaj2002.1965)
69. Yang C, Liu N, Zhang Y. 2017 Effects of aggregates size and glucose addition on soil organic carbon mineralization and Q10 values under wide temperature change conditions. *Eur. J. Soil Biol.* **80**, 77–84. (doi:10.1016/j.ejsobi.2017.04.002)
70. Von Lütow M, Kögel-Knabner I, Guggenberger G, Marschner B. 2006 Stabilization of organic matter in temperate soils: mechanisms and their relevance under different soil conditions—a review. *Eur. J. Soil Sci.* **57**, 426–445. (doi:10.1111/j.1365-2389.2006.00809.x)
71. Kleber M, Schwendenmann L, Veldkamp E, Rößner J, Jahn R. 2007 Halloysite versus gibbsite: silicon cycling as a pedogenetic process in two lowland neotropical rain forest soils of La Selva, Costa Rica. *Geoderma* **138**, 1–11. (doi:10.1016/j.geoderma.2006.10.004)
72. Paustian K, Six J, Elliott ET, Hunt HW. 2000 Management options for reducing CO<sub>2</sub> emissions from agricultural soils. *Biogeochem.* **48**, 147–163. (doi:10.1023/A:1006271331703)
73. Parkhurst DL, Appelo CAJ. 1999 *User's guide to PHREEQC (version 2): a computer program for speciation, batch-reaction, one-dimensional transport, and inverse geochemical calculations*. Water-Resources Investigations Report 99-4259. (doi:10.3133/wri994259)
74. Rau GH. 2011 CO<sub>2</sub> mitigation via capture and chemical conversion in seawater. *Environ. Sci. Technol.* **45**, 1088–1092. (doi:10.1021/es102671x)
75. Perrin A-S, Probst A, Probst J-L. 2008 Impact of nitrogenous fertilizers on carbonate dissolution in small agricultural catchments: implications for weathering CO<sub>2</sub> uptake at regional and global scales. *Geochim. Cosmochim. Acta* **72**, 3105–3123. (doi:10.1016/j.gca.2008.04.011)
76. Pierson-Wickmann A-C, Aquilina L, Martin C, Ruiz L, Molénat J, Jaffrézic A, Gascuel-Odoux C. 2009 High chemical weathering rates in first-order granitic catchments induced by agricultural stress. *Chem. Geol.* **265**, 369–380. (doi:10.1016/j.chemgeo.2009.04.014)
77. Semhi K, Amiotte Suchet P, Clauer N, Probst J-L. 2000 Impact of nitrogen fertilizers on the natural weathering-erosion processes and fluvial transport in the Garonne basin. *Appl. Geochem.* **15**, 865–878. (doi:10.1016/S0883-2927(99)00076-1)
78. Hartmann J, Kempe S. 2008 What is the maximum potential for CO<sub>2</sub> sequestration by 'stimulated' weathering on the global scale? *Naturwissenschaften* **95**, 1159–1164. (doi:10.1007/s00114-008-0434-4)
79. Hamilton SK, Kurzman AL, Arango C, Jin L, Robertson GP. 2007 Evidence for carbon sequestration by agricultural liming. *Global Biogeochem. Cycles* **21**, 1–12. (doi:10.1029/2006GB002738)
80. Taylor LL, Driscoll CT, Groffman PM, Rau GH, Blum JD, Beerling DJ. 2020 Increased carbon capture by a silicate-treated forested watershed affected by acid deposition. *Biogeochem. Discuss.* **2020**, 1–29. (doi:10.5194/bg-2020-288)
81. Ciais P *et al.* 2014 Carbon and other biogeochemical cycles. In *Climate change 2013: the physical science basis. Contribution of working group I to the fifth assessment report of the intergovernmental panel on climate change*, pp. 465–570. Cambridge, UK: Cambridge University Press.
82. Sabine CL, Tanhua T. 2010 Estimation of anthropogenic CO<sub>2</sub> inventories in the ocean. *Annu. Rev. Mar. Sci.* **2**, 175–198. (doi:10.1146/annurev-marine-120308-080947)
83. Weiner S. 2003 An overview of biomineralization processes and the problem of the vital effect. *Rev. Mineral. Geochem.* **54**, 1–29. (doi:10.2113/0540001)
84. Doney SC, Fabry VJ, Feely RA, Kleypas JA. 2009 Ocean acidification: the other CO<sub>2</sub> problem. *Annu. Rev. Mar. Sci.* **1**, 169–192. (doi:10.1146/annurev.marine.010908.163834)
85. Zeebe RE. 2012 History of seawater carbonate chemistry, atmospheric CO<sub>2</sub>, and ocean acidification. *Annu. Rev. Earth Planet. Sci.* **40**, 141–165. (doi:10.1146/annurev-earth-042711-105521)
86. Friedlingstein P *et al.* 2019 Global carbon budget 2019. *Earth Syst. Sci. Data* **11**, 1783–1838. (doi:10.5194/essd-11-1783-2019)
87. Cyronak T *et al.* 2018 Taking the metabolic pulse of the world's coral reefs. *PLoS ONE* **13**, e01872 (doi:10.1371/journal.pone.0190872)
88. Langer G, Geisen M, Baumann KH, Kläs J, Riebesell U, Thoms S, Young JR. 2006 Species-specific responses of calcifying algae to changing seawater carbonate chemistry. *Geochem. Geophys. Geosyst.* **7**, 1–12. (doi:10.1029/2005GC001227)
89. Taylor LL, Quirk J, Thorley RMS, Kharecha PA, Hansen J, Ridgwell A, Lomas MR, Banwart SA, Beerling DJ. 2016 Enhanced weathering strategies for stabilizing climate and averting ocean acidification. *Nat. Clim. Change* **6**, 402–406. (doi:10.1038/nclimate2882)
90. Ries JB, Cohen AL, McCorkle DC. 2009 Marine calcifiers exhibit mixed responses to CO<sub>2</sub>-induced ocean acidification. *Geology* **37**, 1131–1134. (doi:10.1130/G30210A.1)
91. Bove CB, Umbanhowar J, Castillo KD. 2020 Meta-analysis reveals reduced coral calcification under projected ocean warming but not under acidification across the Caribbean Sea. *Front. Mar. Sci.* **7**, 127. (doi:10.3389/fmars.2020.00127)
92. Schoepf V, Jury CP, Toonen RJ, McCulloch MT. 2017 Coral calcification mechanisms facilitate adaptive responses to ocean acidification. *Proc. R. Soc. B* **284**, 20172117. (doi:10.1098/rspb.2017.2117)
93. G. De'ath, Lough JM, Fabricius KE. 2009 Declining coral calcification on the great barrier reef. *Science* **323**, 116–119. (doi:10.1126/science.1165283)
94. Ricke KL, Orr JC, Schneider K, Caldeira K. 2013 Risks to coral reefs from ocean carbonate chemistry changes in recent earth system model projections. *Environ. Res. Lett.* **8**, 34003. (doi:10.1088/1748-9326/8/3/034003)
95. Revelle R, Suess HE. 1957 Carbon dioxide exchange between atmosphere and ocean and the question of an increase of atmospheric CO<sub>2</sub> during the past decades. *Tellus* **9**, 18–27. (doi:10.1111/j.2153-3490.1957.tb01849.x)
96. Egleston ES, Sabine CL, Morel FMM. 2010 Revelle revisited: buffer factors that quantify the response of ocean chemistry to changes in DIC and alkalinity. *Global Biogeochem. Cycles* **24**, 1–9. (doi:10.1029/2008GB003407)
97. Hönisch B, Hemming NG, Archer D, Siddall M, McManus JF. 2009 Atmospheric carbon dioxide concentration across the mid-Pleistocene transition. *Science* **324**, 1551–1554. (doi:10.1126/science.1171477)
98. Jiang L-Q, Carter BR, Feely RA, Lauvset SK, Olsen A. 2019 Surface ocean pH and buffer capacity: past, present and future. *Sci. Rep.* **9**, 18624. (doi:10.1038/s41598-019-55039-4)
99. Garrels RM, Thompson ME. 1962 A chemical model for sea water at 25 degrees C and one atmosphere total pressure. *Am. J. Sci.* **260**, 57–66. (doi:10.2475/ajs.260.1.57)
100. Mackenzie FT, Kump LR. 1995 Reverse weathering, clay mineral formation, and oceanic element cycles. *Science* **270**, 586. (doi:10.1126/science.270.5236.586)
101. Von Damm KL, Edmond JM. 1984 Reverse weathering in the closed-basin lakes of the Ethiopian Rift. *Am. J. Sci.* **284**, 835–862. (doi:10.2475/ajs.284.7.835)
102. Rasmussen B, Buick R, Taylor WR. 1998 Removal of oceanic REE by authigenic precipitation of

- phosphatic minerals. *Earth Planet. Sci. Lett.* **164**, 135–149. (doi:10.1016/S0012-821X(98)00199-X)
103. Rahman S, Aller RC, Cochran JK. 2016 Cosmogenic  $^{32}\text{Si}$  as a tracer of biogenic silica burial and diagenesis: major deltaic sinks in the silica cycle. *Geophys. Res. Lett.* **43**, 7124–7132. (doi:10.1002/2016GL069929)
104. Morifuji N, Nakashima S. 2018 Hydrothermal transformation of inorganic and biogenic silica as studied using in situ hydrothermal infrared microspectroscopy. *Appl. Spectrosc.* **72**, 1487–1497. (doi:10.1177/0003702818771817)
105. Isson TT, Planavsky NJ. 2018 Reverse weathering as a long-term stabilizer of marine pH and planetary climate. *Nature* **560**, 471–475. (doi:10.1038/s41586-018-0408-4)
106. Santiago RDP, Morgan LE, Lloyd NS, Higgins JA. 2018 Reverse weathering in marine sediments and the geochemical cycle of potassium in seawater: insights from the K isotopic composition ( $^{41}\text{K}/^{39}\text{K}$ ) of deep-sea pore-fluids. *Geochim. Cosmochim. Acta* **236**, 99–120. (doi:10.1016/j.gca.2018.02.035)
107. Misra S, Froelich PN. 2012 Lithium isotope history of Cenozoic seawater: changes in silicate weathering and reverse weathering. *Science* **335**, 818–823. (doi:10.1126/science.1214697)
108. Bernhardt A, Oelze M, Bouchez J, von Blanckenburg F, Mohtadi M, Christl M, Wittmann H. 2020  $^{10}\text{Be}/^9\text{Be}$  ratios reveal marine authigenic clay formation. *Geophys. Res. Lett.* **47**, e2019GL086061. (doi:10.1029/2019GL086061)
109. Presti M, Michalopoulos P. 2008 Estimating the contribution of the authigenic mineral component to the long-term reactive silica accumulation on the western shelf of the Mississippi River delta. *Cont. Shelf Res.* **28**, 823–838. (doi:10.1016/j.csr.2007.12.015)
110. Hangx SJT, Spiers CJ. 2009 Coastal spreading of olivine to control atmospheric  $\text{CO}_2$  concentrations: a critical analysis of viability. *Int. J. Greenh. Gas Control* **3**, 757–767. (doi:10.1016/j.ijggc.2009.07.001)
111. Oelkers EH, Declercq J, Saldi GD, Gislason SR, Schott J. 2018 Olivine dissolution rates: a critical review. *Chem. Geol.* **500**, 1–19. (doi:10.1016/j.chemgeo.2018.10.008)
112. Schuiling RD, de Boer PL. 2010 Coastal spreading of olivine to control atmospheric  $\text{CO}_2$  concentrations: a critical analysis of viability. Comment: nature and laboratory models are different. *Int. J. Greenh. Gas Control* **4**, 855–856. (doi:10.1016/j.ijggc.2010.04.012)
113. Montserrat F, Renforth P, Hartmann J, Leermakers M, Knops P, Meysman FJR. 2017 Olivine dissolution in seawater: implications for  $\text{CO}_2$  sequestration through enhanced weathering in coastal environments. *Environ. Sci. Technol.* **51**, 3960–3972. (doi:10.1021/acs.est.6b05942)