



Heriot-Watt University
Research Gateway

On the Connection Problem for Painlevé Differential Equation in View of Geometric Function Theory

Citation for published version:

Ibrahim, RW, Elobaid, RM & Obaiys, SJ 2020, 'On the Connection Problem for Painlevé Differential Equation in View of Geometric Function Theory', *Mathematics*, vol. 8, no. 7, 1198.
<https://doi.org/10.3390/math8071198>

Digital Object Identifier (DOI):

[10.3390/math8071198](https://doi.org/10.3390/math8071198)

Link:

[Link to publication record in Heriot-Watt Research Portal](#)

Document Version:

Publisher's PDF, also known as Version of record

Published In:

Mathematics

Publisher Rights Statement:

©2020 by the authors. Licensee MDPI, Basel, Switzerland.

General rights

Copyright for the publications made accessible via Heriot-Watt Research Portal is retained by the author(s) and / or other copyright owners and it is a condition of accessing these publications that users recognise and abide by the legal requirements associated with these rights.

Take down policy

Heriot-Watt University has made every reasonable effort to ensure that the content in Heriot-Watt Research Portal complies with UK legislation. If you believe that the public display of this file breaches copyright please contact open.access@hw.ac.uk providing details, and we will remove access to the work immediately and investigate your claim.

Article

On the Connection Problem for Painlevé Differential Equation in View of Geometric Function Theory

Rabha W. Ibrahim ^{1,2,†} , Rafida M. Elobaid ^{3,*,†}  and Suzan J. Obaiys ^{4,†} 

¹ Informetrics Research Group, Ton Duc Thang University, Ho Chi Minh City 758307, Vietnam; rabhaibrahim@tdtu.edu.vn

² Faculty of Mathematics & Statistics, Ton Duc Thang University, Ho Chi Minh City 758307, Vietnam

³ Department of General Sciences, Prince Sultan University, Riyadh 12435, Saudi Arabia

⁴ School of Mathematical and Computer Sciences, Heriot-Watt University Malaysia, Putrajaya 62200, Malaysia; s.obaiys@hw.ac.uk

* Correspondence: robaid@psu.edu.sa

† These authors contributed equally to this work.

Received: 4 June 2020; Accepted: 15 July 2020; Published: 21 July 2020



Abstract: Asymptotic analysis is a branch of mathematical analysis that describes the limiting behavior of the function. This behavior appears when we study the solution of differential equations analytically. The recent work deals with a special class of third type of Painlevé differential equation (PV). Our aim is to find asymptotic, symmetric univalent solution of this class in a symmetric domain with respect to the real axis. As a result that the most important problem in the asymptotic expansion is the connections bound (coefficients bound), we introduce a study of this problem.

Keywords: Painlevé differential equation; symmetric solution; asymptotic expansion; univalent function; subordination and superordination; analytic function; open unit disk

1. Introduction

The advantage of the Painlevé differential equation (PV) is widely recognized in mathematics and mathematical physics, subsequently the outcomes indicate a part of the nonlinear explanation of special functions. Successively, various studies for the PVs have been offered from various points of vision, such as traditional outcomes, asymptotic, geometric or algebraic constructions. Asymptotic solution of PV-III is investigated extensively because of its requests in material sciences (see [1]). Shimomura [2] presented an asymptotic expansion formal by iteration, and showed the convergence utilizing a concept of majorant series. Kajiwara and Masuda [3] created the asymptotic expansion solution of PV-III by using an expression for the rational solutions whose entries are the Laguerre polynomials. Later, they extended the PV-III into the q -calculus and created the asymptotic expansion solutions by employing the symmetric affinity Weyl group [4]. Gu et al. studied the meromorphic results of PV-III by employing a technique of complex numbers [5]. Bothner et al. occupied the Bäcklund transformation of PV-III [6]. Fasondini et al. investigated the PV-III in a complex domain [7]. Bonelli et al. presented a generalization of PV-III by utilizing q -deformed calculus [8]. Amster and Rogers examined A Neumann-type boundary value problem for a hybrid PV-III. They established the existence properties of approximate outcomes [9]. Recently, Hong and Tu delivered meromorphic results for several types of q -difference PV-III [10]. Bilman et al. planned the fundamental rogue wave solutions of PV-III [11]. Newly, Zeng and Hu [12] suggested the connection problem of the second nonlinear differential equation involving a type of PV and they considered the asymptotic expansion solution.

In this work, we investigate a special class of generalized PV-III equations in a complex domain. We study the asymptotic expansion solution, univalent solution and approximate solution of this class

in view of the geometric function theory. We formulate the PV-III as a boundary value problem in terms of the connection estimates. The consequences here are univalent solution with geometric illustration. The novelty of this work is to study a class of the PV equations analytically. The outcomes are based on the geometric function theory to describe the geometric behavior of these solutions. The upper bound of these solutions is indicated by using Janowski formula. Finally, we construct the symmetric solution by using a convex function in the open unit disk.

2. Methodology

The complex PV-III equation can be formulated by the following structure:

$$\zeta\chi(\zeta)\frac{d^2\chi(\zeta)}{d\zeta^2} = \zeta\left(\frac{d\chi(\zeta)}{d\zeta}\right)^2 - \chi(\zeta)\frac{d\chi(\zeta)}{d\zeta} + \delta\zeta + \beta\chi(\zeta) + \alpha\chi^3(\zeta) + \gamma\zeta\chi^4(\zeta), \tag{1}$$

where α, β, γ and δ are real constants. Kitaev [13] introduced the following special PV-III equation (see Equation (19), p. 83)

$$\zeta\frac{d^2\chi(\zeta)}{d\zeta^2} + \frac{d\chi(\zeta)}{d\zeta} = \sin(\chi(\zeta)). \tag{2}$$

Asymptotically, Equation (2) becomes

$$\zeta\frac{d^2\chi(\zeta)}{d\zeta^2} + \frac{d\chi(\zeta)}{d\zeta} \approx \chi(\zeta), \tag{3}$$

subjected to the boundary condition

$$\left(\chi(\zeta) = \zeta + \chi_2\zeta^2 + O(\zeta^3), |\chi_n| \leq 1, n \geq 2, \zeta \in \cup = \{\zeta \in \mathbb{C} : |\zeta| < 1\}\right), \tag{4}$$

where χ_n are indicated the coefficients of the expansion of $\chi(\zeta)$. We are able to investigate the connection problem (coefficient bounds) of Equation (3) by studying the conforming connection problem of geometric classes in the open unit disk (\cup). Our exploration method is selected from the GFT, specific the concept of subordination.

Let \wedge be the family of analytic functions $\chi \in \cup$ and normalized by the conditions $\chi(0) = 0$ and $\chi'(0) = 1$, formulating by

$$\chi(\zeta) = \zeta + \sum_{n=2}^{\infty} \chi_n\zeta^n, \quad \zeta \in \cup. \tag{5}$$

A sub-class of \wedge is the class of univalent functions. Consequently, a function $\chi \in \wedge$ is starlike in \cup if and only if $\Re(\zeta\chi'(\zeta)/\chi(\zeta)) > 0$. In addition, a function $\chi \in \wedge$ is convex in \cup if and only if $1 + \Re(\zeta\chi''(\zeta)/\chi'(\zeta)) > 0$.

It is clear that for functions $\chi \in \wedge$, we have $\sin(\chi) \in \wedge$. For example, the following asymptotic expansions for given functions in \wedge (see Figure 1)

$$\sin\left(\frac{\zeta}{1-\zeta}\right) = \zeta + \zeta^2 + (5\zeta^3)/6 + \zeta^4/2 + \zeta^5/120 - (5\zeta^6)/8 + O(\zeta^7)$$

and

$$\sin\left(\frac{\zeta}{(1-\zeta)^2}\right) = \zeta + 2\zeta^2 + (17\zeta^3)/6 + 3\zeta^4 + (181\zeta^5)/120 - (13\zeta^6)/4 + O(\zeta^7).$$

Definition 1. For two functions χ and \mathfrak{X} in \wedge are subordinated $\chi \prec \mathfrak{X}$, if a Schwarz function ς with $\varsigma(0) = 0$ and $|\varsigma(\zeta)| < 1$ satisfying $\chi(\zeta) = \mathfrak{X}(\varsigma(\zeta))$, $\zeta \in \cup$ (see [14]). Evidently, $\chi(\zeta) \prec \mathfrak{X}(\zeta)$ equivalents to $\chi(0) = \mathfrak{X}(0)$ and $\chi(\cup) \subset \mathfrak{X}(\cup)$.

Now, rearrange Equation (3), we have the formal

$$\left(\frac{\zeta\chi'(\zeta)}{\chi(\zeta)}\right) \left(1 + \frac{\zeta\chi''(\zeta)}{\chi'(\zeta)}\right) = \rho(\zeta), \quad \zeta \in \cup, \tag{6}$$

subjected to the boundary conditions (4), where $\rho(\zeta) = 1 + \rho_1\zeta + \rho_2\zeta^2 + \dots$.

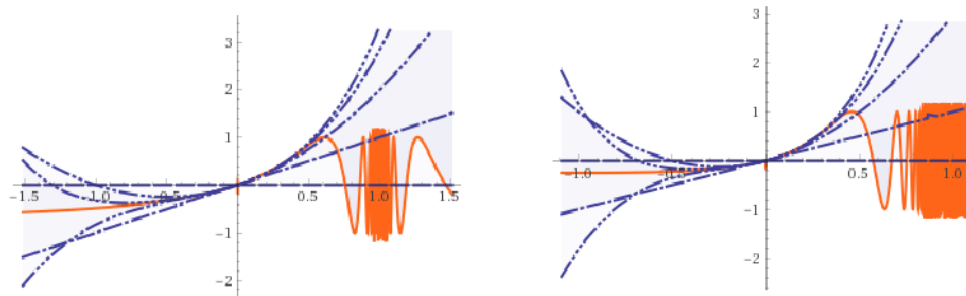


Figure 1. The asymptotic expansions of $\sin\left(\frac{\zeta}{1-\zeta}\right)$ and $\sin\left(\frac{\zeta}{(1-\zeta)^2}\right)$, respectively.

Definition 2. For a function $\chi \in \Lambda$, it is said to be in the class $\mathbf{V}(\rho)$ if and only if

$$\left(\frac{\zeta\chi'(\zeta)}{\chi(\zeta)}\right) \left(1 + \frac{\zeta\chi''(\zeta)}{\chi'(\zeta)}\right) \prec \rho(\zeta), \quad \zeta \in \cup, \tag{7}$$

where $\rho(\zeta) = 1 + \rho_1\zeta + \rho_2\zeta^2 + \rho_3\zeta^3 + \dots$ is convex in Λ and positive real part with $\rho'(0) > 0, \rho(0) = 1$ (we denote this class by \mathcal{P}).

For example, one can suggest the analytic function

$$\rho(\zeta) = \frac{1+\zeta}{1-\zeta} = 1 + 2\zeta^2 + 2\zeta^3 + \dots$$

Remark 1. Ma and Minda [15] formulated different sub-classes of starlike and convex functions for which either of the expressions $\frac{\zeta\chi'(\zeta)}{\chi(\zeta)}$ or $1 + \frac{\zeta\chi''(\zeta)}{\chi'(\zeta)}$ are subordinate to an additional common superordinate function. For this class, they presented an analytic function Θ with positive real part in \cup , $\Theta(0) = 1, \Theta'(0) > 0$, and Θ maps \cup onto an area starlike with respect to 1 and are symmetric with respect to the real axis. The class of Ma–Minda starlike functions contains function $\chi \in \Lambda$ satisfying the subordination $\frac{\zeta\chi'(\zeta)}{\chi(\zeta)} \prec \Theta(\zeta)$. Likewise, the class of Ma–Minda convex functions involves the function $\chi \in \Lambda$ fluffing the subordination

$$1 + \frac{\zeta\chi''(\zeta)}{\chi'(\zeta)} \prec \Theta(\zeta).$$

Moreover, when $\Theta(\zeta) = \frac{1+\zeta}{1-\zeta}$, we obtain the main starlike and convex classes, respectively. Ali et al. [16] combined the two classes in the class

$$\frac{\zeta\chi'(\zeta)}{\chi(\zeta)} + \frac{\zeta\chi''(\zeta)}{\chi'(\zeta)} \prec \Theta(\zeta).$$

3. Connection Bounds

For functions in the class $\mathbf{V}(\rho)$, the following outcome is found.

Theorem 1. If the function $\chi \in \mathbf{V}(\rho)$ is formulated by (5), then

$$|\chi_2| \leq \frac{\rho_1}{3}, \quad |\chi_3| \leq \frac{\rho_2 + \rho_1^2/3}{8}, \tag{8}$$

where $\rho(\zeta) = 1 + \rho_1\zeta + \rho_2\zeta^2 + \rho_3\zeta^3 + \dots$ is convex in \wedge and positive real coefficients.

Proof. Let $\chi \in \mathbf{V}(\rho)$ having the expansion

$$\chi(\zeta) = \zeta + \chi_2\zeta^2 + \chi_3\zeta^3 + \dots, \quad \zeta \in \mathbb{U}.$$

Then by the definition of the subordination, there subsists a Schwarz function ς with $\varsigma(0) = 0$ and $|\varsigma(\zeta)| < 1$ satisfying

$$\left(\frac{\zeta\chi'(\zeta)}{\chi(\zeta)}\right) \left(1 + \frac{\zeta\chi''(\zeta)}{\chi'(\zeta)}\right) = \rho(\varsigma(\zeta)), \quad \zeta \in \mathbb{U}.$$

Furthermore, we assume that $|\varsigma(\zeta)| = |\zeta| < 1$, then in view of Schwarz Lemma, there occurs a complex number τ with $|\tau| = 1$ satisfying $\varsigma(\zeta) = \tau\zeta$. Consequently, we obtain

$$\begin{aligned} \left(\frac{\zeta\chi'(\zeta)}{\chi(\zeta)}\right) \left(1 + \frac{\zeta\chi''(\zeta)}{\chi'(\zeta)}\right) &= \left(1 + \chi_2\zeta + (2\chi_3 - \chi_2^2)\zeta^2 + \dots\right) \\ &\quad \times \left(1 + 2\chi_2\zeta + (6\chi_3 - 4\chi_2^2)\zeta^2 + \dots\right) \\ &= 1 + 3\chi_2\zeta + (8\chi_3 - 3\chi_2^2)\zeta^2 + \dots \\ &= 1 + \rho_1\tau\zeta + \rho_2\tau^2\zeta^2 + \dots \end{aligned}$$

It follows that

$$|\chi_2| \leq \frac{\rho_1|\tau|}{3} = \frac{\rho_1}{3}$$

and

$$|\chi_3| \leq \frac{\rho_2 + \rho_1^2/3}{8}.$$

□

Example 1.

- Let $\rho(\zeta) = \frac{1+\zeta}{1-\zeta} = 1 + 2\zeta^2 + 2\zeta^3 + \dots$ then $|\chi_2| \leq \frac{2}{3}$, $|\chi_3| \leq \frac{\rho_2 + \rho_1^2/3}{8} = 0.416$.
- Let $\rho(\zeta) = \left(\frac{1+\zeta}{1-\zeta}\right)^{0.5} = 1 + \zeta + \zeta^2/2 + \zeta^3/2 + (3\zeta^4)/8 + (3\zeta^5)/8 + O(\zeta^6) \dots$ then

$$|\chi_2| \leq \frac{1}{3}, \quad |\chi_3| \leq \frac{0.5 + 1/3}{8} = 0.104.$$

We have the following consequence.

Corollary 1. If the function $\chi \in \mathbf{V}\left(\left(\frac{1+\zeta}{1-\zeta}\right)^\alpha\right)$, $\alpha \in (0, 1]$ then

$$|\chi_n| \leq 1, \quad n \geq 2. \tag{9}$$

4. Geometric Behaviors

In this section, we deal with some geometric behaviors of the boundary value problem (6).

Definition 3. For a function $\chi \in \wedge$, it is said to be in the class $\mathbf{V}(\zeta + \sqrt{\zeta^2 + 1})$ if and only if

$$\left(\frac{\zeta\chi'(\zeta)}{\chi(\zeta)}\right) \left(1 + \frac{\zeta\chi''(\zeta)}{\chi'(\zeta)}\right) \prec \zeta + \sqrt{\zeta^2 + 1}, \quad \zeta \in \mathbb{U}. \tag{10}$$

Note that (see Figure 2)

$$\zeta + \sqrt{\zeta^2 + 1} = 1 + \zeta + \zeta^2/2 - \zeta^4/8 + O(\zeta^6)$$

and that the sub-classes of starlike and convex of the above definition are studied in [17].

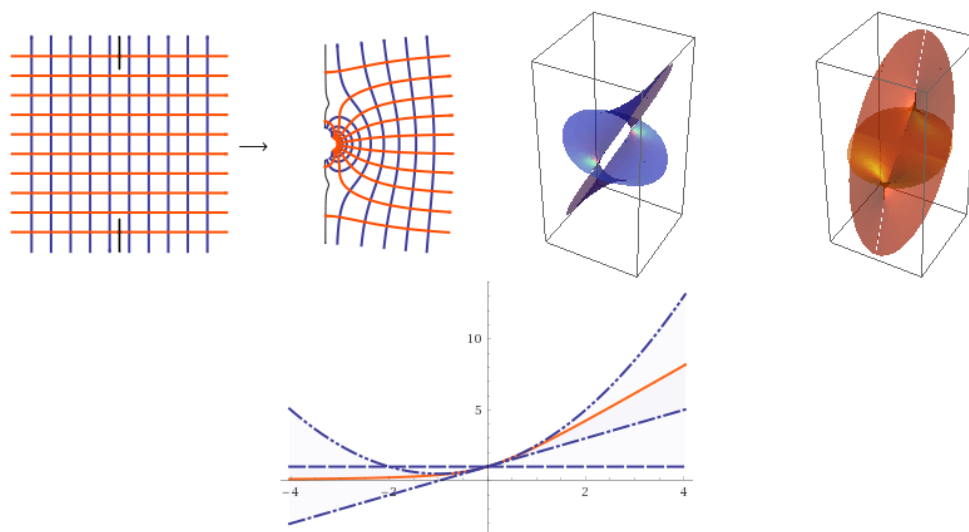


Figure 2. The complex plane, Riemann surface and the asymptotic expansions of $(\zeta + \sqrt{\zeta^2 + 1})$, respectively.

We request the following preliminary, which can be located in [17].

Lemma 1. If P is analytic in \cup and satisfies the subordination

$$P(\zeta) + \kappa \frac{\zeta P'(\zeta)}{P(\zeta)} \prec (\zeta + \sqrt{\zeta^2 + 1}), \quad \kappa > 0,$$

then $P(\zeta) \prec (\zeta + \sqrt{\zeta^2 + 1})$.

Theorem 2. If the function $\chi \in \wedge$ is formulated by (5) fulfilling the subordination

$$\left(\frac{\zeta \chi'(\zeta)}{\chi(\zeta)} \right) \left(1 + \frac{\zeta \chi''(\zeta)}{\chi'(\zeta)} \right) + \left(\frac{\zeta \left(1 + \frac{\zeta \chi''(\zeta)}{\chi'(\zeta)} \right)'}{\left(1 + \frac{\zeta \chi''(\zeta)}{\chi'(\zeta)} \right)} + \frac{\zeta \left(\frac{\zeta \chi'(\zeta)}{\chi(\zeta)} \right)'}{\left(\frac{\zeta \chi'(\zeta)}{\chi(\zeta)} \right)} \right) \prec (\zeta + \sqrt{\zeta^2 + 1}) \tag{11}$$

then $\chi \in \mathbf{V}(\zeta + \sqrt{\zeta^2 + 1})$. Moreover,

$$|\chi_2| \leq \frac{1}{3}, \quad |\chi_3| \leq \frac{24}{1152}.$$

Proof. Let $\chi \in \wedge$ having the expansion

$$\chi(\zeta) = \zeta + \chi_2 \zeta^2 + \chi_3 \zeta^3 + \dots, \quad \zeta \in \cup.$$

Furthermore, we let

$$P(\zeta) := \left(\frac{\zeta \chi'(\zeta)}{\chi(\zeta)} \right) \left(1 + \frac{\zeta \chi''(\zeta)}{\chi'(\zeta)} \right).$$

Thus, in view of Lemma 1 with $\kappa = 1$, we get

$$\begin{aligned} P(\zeta) + \frac{\zeta P'(\zeta)}{P(\zeta)} &= \left(\frac{\zeta \chi'(\zeta)}{\chi(\zeta)}\right) \left(1 + \frac{\zeta \chi''(\zeta)}{\chi'(\zeta)}\right) + \frac{\zeta \left(\left(\frac{\zeta \chi'(\zeta)}{\chi(\zeta)}\right) \left(1 + \frac{\zeta \chi''(\zeta)}{\chi'(\zeta)}\right)\right)'}{\left(\frac{\zeta \chi'(\zeta)}{\chi(\zeta)}\right) \left(1 + \frac{\zeta \chi''(\zeta)}{\chi'(\zeta)}\right)} \\ &= \left(\frac{\zeta \chi'(\zeta)}{\chi(\zeta)}\right) \left(1 + \frac{\zeta \chi''(\zeta)}{\chi'(\zeta)}\right) + \left(\frac{\zeta \left(1 + \frac{\zeta \chi''(\zeta)}{\chi'(\zeta)}\right)'}{\left(1 + \frac{\zeta \chi''(\zeta)}{\chi'(\zeta)}\right)} + \frac{\zeta \left(\frac{\zeta \chi'(\zeta)}{\chi(\zeta)}\right)'}{\left(\frac{\zeta \chi'(\zeta)}{\chi(\zeta)}\right)}\right) \\ &< (\zeta + \sqrt{\zeta^2 + 1}) \end{aligned}$$

It follows that $P(\zeta) < (\zeta + \sqrt{\zeta^2 + 1})$, which implies that $\chi \in \mathbf{V}(\zeta + \sqrt{\zeta^2 + 1})$. Now, a computation implies that

$$\begin{aligned} \left(\frac{\zeta \chi'(\zeta)}{\chi(\zeta)}\right) \left(1 + \frac{\zeta \chi''(\zeta)}{\chi'(\zeta)}\right) &= 1 + 3\chi_2\zeta + (8\chi_3 - 3\chi_2^2)\zeta^2 + \dots \\ &= 1 + \zeta + \zeta^2/2 - \zeta^4/8 + O(\zeta^6). \end{aligned}$$

A comparison yields that

$$|\chi_2| \leq \frac{1}{3}, \quad |\chi_3| \leq \frac{24}{1152}.$$

□

Next, result can be found in [18].

Lemma 2. For analytic functions $\omega, \omega \in \cup$, the subordination $\omega \prec \omega$ implies that

$$\int_0^{2\pi} |\omega(\zeta)|^q d\theta \leq \int_0^{2\pi} |\omega(\zeta)|^q d\theta,$$

where $\zeta = re^{i\theta}, 0, r < 1$ and q is a positive number.

Theorem 3. If the function $\chi \in \wedge$ is formulated by (5) achieving the subordination inequality (11). Then

$$\int_0^{2\pi} \left| \left(\frac{\zeta \chi'(\zeta)}{\chi(\zeta)}\right) \left(1 + \frac{\zeta \chi''(\zeta)}{\chi'(\zeta)}\right) \right|^q d\theta \leq 2\pi \tag{12}$$

for all $q \geq 1$ and $\zeta = r e^{i\theta} \in \cup$ and $0 < r < 1$.

Proof. According to Theorem 2, we have

$$\left(\frac{\zeta \chi'(\zeta)}{\chi(\zeta)}\right) \left(1 + \frac{\zeta \chi''(\zeta)}{\chi'(\zeta)}\right) < \zeta + \sqrt{\zeta^2 + 1}.$$

Then in view of Lemma 2, we conclude that

$$\begin{aligned} \int_0^{2\pi} \left| \left(\frac{\zeta \chi'(\zeta)}{\chi(\zeta)}\right) \left(1 + \frac{\zeta \chi''(\zeta)}{\chi'(\zeta)}\right) \right|^q d\theta &\leq \int_0^{2\pi} |\zeta + \sqrt{\zeta^2 + 1}|^q d\theta \\ &= \int_0^{2\pi} |e^{i\theta} + \sqrt{(e^{i\theta})^2 + 1}|^q d\theta, \quad r \rightarrow 1 \\ &= 2\pi. \end{aligned}$$

This completes the proof. □

Theorem 3 indicates the periodicity of solutions of the boundary value problem (6). We illustrate the following example (see Figure 3):

Example 2.

- Let $q = 1$, we have

$$\int |e^{i\theta} + \sqrt{(e^{i\theta})^2 + 1}|d\theta = -i(e^{i\theta} + \sqrt{1 + e^{2i\theta}} - \tanh^{-1}(\sqrt{1 + e^{2i\theta}})) + constant$$

- Let $q = 2$ then we get

$$\int |e^{i\theta} + \sqrt{(e^{i\theta})^2 + 1}|^2d\theta = \theta - ie^{2i\theta} - ie^{i\theta}\sqrt{1 + e^{2i\theta}} - i \sinh^{-1}(e^{i\theta}) + constant.$$

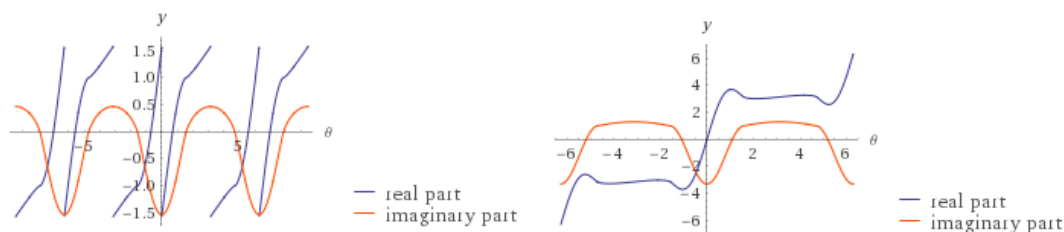


Figure 3. Periodic solution of Equation (6), when $q = 1$ and $q = 2$, respectively.

We proceed to study some geometric behaviors of Equation (6). We need the following concept.

Definition 4. A majorization of two analytic functions having the asymptotic expansions respectively, $\chi(\zeta) = \sum_{m=0}^{\infty} \chi_m \zeta^m$ and $\mathfrak{X}(\zeta) = \sum_{m=0}^{\infty} \mathfrak{X}_m \zeta^m$ is denoted by $\chi \ll \mathfrak{X}$ and satisfies the connections bounds $|\chi_m| \leq |\mathfrak{X}_m|$, for all m .

Definition 5. For a function $\chi \in \Lambda$, it is said to be in the class $\mathbf{V}(\frac{1+q_1\zeta}{1+q_2\zeta})$ if and only if

$$\left(\frac{\zeta\chi'(\zeta)}{\chi(\zeta)}\right) \left(1 + \frac{\zeta\chi''(\zeta)}{\chi'(\zeta)}\right) \prec \frac{1 + q_1\zeta}{1 + q_2\zeta}, \tag{13}$$

where $\zeta \in \cup$ and $q_1, q_2 \in \partial \cup$.

Theorem 4. Let $\chi \in \mathbf{V}(\frac{1+q_1\zeta}{1+q_2\zeta})$. Then there is a probability measure ν on $(\partial \cup)^2$.

Proof. Let $\chi \in \mathbf{V}(\frac{1+q_1\zeta}{1+q_2\zeta})$. This yields that

$$\left(\frac{\zeta\chi'(\zeta)}{\chi(\zeta)}\right) \left(1 + \frac{\zeta\chi''(\zeta)}{\chi'(\zeta)}\right) \prec \frac{1 + q_1\zeta}{1 + q_2\zeta}.$$

A calculation brings that $|\chi_n| \leq 1$ for all $n \geq 1$. Furthermore,

$$\frac{1 + q_1\zeta}{1 + q_2\zeta} \ll \frac{1 + \zeta}{1 - \zeta}. \tag{14}$$

According to Theorem 1.11 in [19], we obtain that the function $\frac{1+q_1\zeta}{1+q_2\zeta}$ indicates a probability measure ν in $(\partial\cup)^2$ achieving

$$\psi(\zeta) = \int_{(\partial\cup)^2} \left(\frac{1+q_1\zeta}{1+q_2\zeta} \right) d\nu(q_1, q_2), \quad \zeta \in \cup.$$

Then there is a diffusion constant A satisfying

$$\int_{(\partial\cup)^2} \left(\frac{1+q_1\zeta}{1+q_2\zeta} \right) d\nu(q_1, q_2) = A \int_{(\partial\cup)^2} \left(\frac{\zeta\chi'(\zeta)}{\chi(\zeta)} \right) \left(1 + \frac{\zeta\chi''(\zeta)}{\chi'(\zeta)} \right) d\nu(q_1, q_2)$$

$$(\zeta \in \cup, A \in \mathbb{R}, \chi \in \wedge).$$

□

5. Symmetric Solution

In this section, we introduce a study regarding the symmetric solution of (6). For this purpose, we need to define a symmetric class as follows:

Definition 6. For a function $\chi \in \wedge$, it is said to be in the symmetric class $\mathbf{V}_{\text{symmetric}}(\Phi)$, where Φ takes the formula

$$\Phi(\zeta) = \frac{1}{2}[\rho(\zeta) + \rho(-\zeta)], \quad \zeta \in \cup, \rho \in \mathcal{P},$$

where ρ is convex in \cup if and only if

$$\left(\frac{\zeta\chi'(\zeta)}{\chi(\zeta)} \right) \left(1 + \frac{\zeta\chi''(\zeta)}{\chi'(\zeta)} \right) \prec \Phi(\zeta), \quad \zeta \in \cup. \tag{15}$$

In addition, a function $\chi \in \wedge$, is stated to be in the symmetric class $\mathbf{V}_{\text{symmetric}}(\Psi)$, where Ψ is formulated by the symmetric construction

$$\Psi(\zeta) = \frac{4\zeta\rho(\zeta)}{\rho(\zeta) - \rho(-\zeta)}, \quad \zeta \in \cup, \rho \in \mathcal{P},$$

where ρ is convex in \cup if and only if

$$\left(\frac{\zeta\chi'(\zeta)}{\chi(\zeta)} \right) \left(1 + \frac{\zeta\chi''(\zeta)}{\chi'(\zeta)} \right) \prec \Psi(\zeta), \quad \zeta \in \cup. \tag{16}$$

To establish the existence of symmetric solution of (6), we request the following result (see Theorem 3.2, p. 97 in [14]).

Lemma 3. Let Φ be convex in \cup such that $\Phi(0) = 1$. If ρ is the analytic solution of the equation

$$\rho(\zeta) + \frac{\zeta\rho'(\zeta)}{\rho(\zeta)} = \Phi(\zeta), \quad \rho(0) = 1$$

and if $\Re(\rho) > 0$, then ρ is univalent solution. If $P \in H[1, n]$ (the class of analytic function) achieves the subordination

$$P(\zeta) + \frac{\zeta P'(\zeta)}{P(\zeta)} \prec \Phi(\zeta),$$

then $P \prec \rho$ and ρ is the best dominant.

Theorem 5. Let $\chi \in \mathbf{V}_{\text{symmetric}}(\Phi)$, where $\rho \in \mathcal{P}$ is convex and the functional

$$\Phi(\zeta) = \frac{1}{2}[\rho(\zeta) + \rho(-\zeta)], \quad \zeta \in \cup$$

satisfies the inequality

$$\left(\frac{\zeta\chi'(\zeta)}{\chi(\zeta)}\right)\left(1 + \frac{\zeta\chi''(\zeta)}{\chi'(\zeta)}\right) + \left(\frac{\zeta\left(1 + \frac{\zeta\chi''(\zeta)}{\chi'(\zeta)}\right)'}{\left(1 + \frac{\zeta\chi''(\zeta)}{\chi'(\zeta)}\right)} + \frac{\zeta\left(\frac{\zeta\chi'(\zeta)}{\chi(\zeta)}\right)'}{\left(\frac{\zeta\chi'(\zeta)}{\chi(\zeta)}\right)}\right) \prec \Phi(\zeta). \tag{17}$$

Then $\chi \in \mathbf{V}(\rho)$.

Proof. Our aim is to achieve all the conditions of Lemma 3. Since ρ is convex then Φ is convex in \cup such that $\Phi(0) = 1$. Moreover, ρ is the univalent solution of the equation

$$\frac{\zeta\rho'(\zeta)}{\rho(\zeta)} = \frac{1}{2}[\rho(-\zeta) - \rho(\zeta)], \quad \rho(0) = 1$$

with $\Re(\rho) > 0$. Suppose that

$$P(\zeta) := \left(\frac{\zeta\chi'(\zeta)}{\chi(\zeta)}\right)\left(1 + \frac{\zeta\chi''(\zeta)}{\chi'(\zeta)}\right).$$

Then, we obtain

$$\begin{aligned} P(\zeta) + \frac{\zeta P'(\zeta)}{P(\zeta)} &= \left(\frac{\zeta\chi'(\zeta)}{\chi(\zeta)}\right)\left(1 + \frac{\zeta\chi''(\zeta)}{\chi'(\zeta)}\right) + \frac{\zeta\left(\left(\frac{\zeta\chi'(\zeta)}{\chi(\zeta)}\right)\left(1 + \frac{\zeta\chi''(\zeta)}{\chi'(\zeta)}\right)\right)'}{\left(\frac{\zeta\chi'(\zeta)}{\chi(\zeta)}\right)\left(1 + \frac{\zeta\chi''(\zeta)}{\chi'(\zeta)}\right)} \\ &= \left(\frac{\zeta\chi'(\zeta)}{\chi(\zeta)}\right)\left(1 + \frac{\zeta\chi''(\zeta)}{\chi'(\zeta)}\right) + \left(\frac{\zeta\left(1 + \frac{\zeta\chi''(\zeta)}{\chi'(\zeta)}\right)'}{\left(1 + \frac{\zeta\chi''(\zeta)}{\chi'(\zeta)}\right)} + \frac{\zeta\left(\frac{\zeta\chi'(\zeta)}{\chi(\zeta)}\right)'}{\left(\frac{\zeta\chi'(\zeta)}{\chi(\zeta)}\right)}\right) \\ &\prec \Phi(\zeta). \end{aligned}$$

By Lemma 3, we have

$$\left(\frac{\zeta\chi'(\zeta)}{\chi(\zeta)}\right)\left(1 + \frac{\zeta\chi''(\zeta)}{\chi'(\zeta)}\right) \prec \rho(\zeta).$$

Hence, $\chi \in \mathbf{V}(\rho)$. \square

In the similar manner of Theorem 5, we have the following outcome

Theorem 6. Let $\chi \in \mathbf{V}_{\text{symmetric}}(\Psi)$, where $\rho \in \mathcal{P}$ is convex and the functional

$$\Psi(\zeta) = \frac{4\zeta\rho(\zeta)}{\rho(\zeta) - \rho(-\zeta)}, \quad \zeta \in \cup$$

satisfies the inequality

$$\left(\frac{\zeta\chi'(\zeta)}{\chi(\zeta)}\right)\left(1 + \frac{\zeta\chi''(\zeta)}{\chi'(\zeta)}\right) + \left(\frac{\zeta\left(1 + \frac{\zeta\chi''(\zeta)}{\chi'(\zeta)}\right)'}{\left(1 + \frac{\zeta\chi''(\zeta)}{\chi'(\zeta)}\right)} + \frac{\zeta\left(\frac{\zeta\chi'(\zeta)}{\chi(\zeta)}\right)'}{\left(\frac{\zeta\chi'(\zeta)}{\chi(\zeta)}\right)}\right) \prec \Psi(\zeta). \tag{18}$$

Then $\chi \in \mathbf{V}(\rho)$.

Example 3. Consider the analytic function $\rho(\zeta) = \frac{1+\zeta}{1-\zeta}$, where it maps \cup onto the right half-plane convexly. Then $\Phi(\zeta) = \frac{1+\zeta^2}{1-\zeta^2} = 1 + 2\zeta^2 + 2\zeta^4 + O(\zeta^6)$, where $\Phi(0) = 1$ (see Figure 4). By assuming $\chi(\zeta) = \zeta$, we have the subordination $P(\zeta) = \left(\frac{\zeta\chi'(\zeta)}{\chi(\zeta)}\right)\left(1 + \frac{\zeta\chi''(\zeta)}{\chi'(\zeta)}\right) \prec \Phi(\zeta)$. Thus, the solution $\chi \in \mathbf{V}_{\text{symmetric}}\left(\frac{1+\zeta^2}{1-\zeta^2}\right)$.

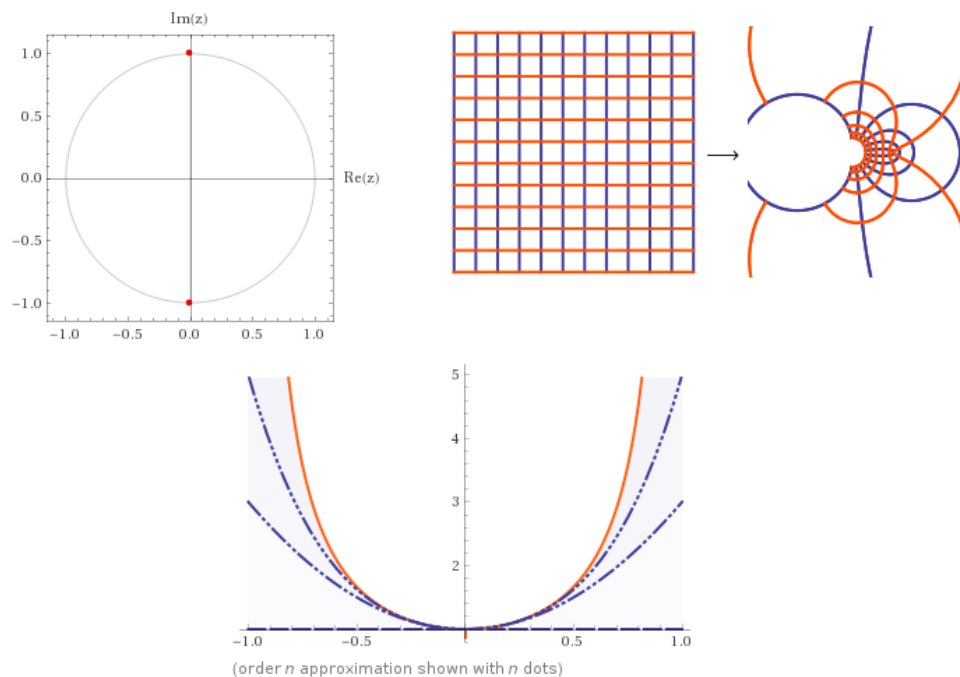


Figure 4. The behavior of $\Phi(\zeta) = \frac{1+\zeta^2}{1-\zeta^2}$ with a symmetric domain for $|\zeta|, 1$.

6. Conclusions

From above, we conclude that the asymptotic behaviors of a special class of Painlevé differential equations (see [13]) can be recognized by using a geometric representation of the equation. From this construction, we introduced the oscillatory, connection bound and other properties of the boundary value problem (6). In addition, Theorem 5 and Theorem 6 indicated that the set $\{\chi : \chi \in \mathbf{V}(\rho)\}$ has symmetric solutions for some symmetric region because $\mathbf{V}_{\text{symmetric}}(\Phi) \subset \mathbf{V}(\rho)$ and $\mathbf{V}_{\text{symmetric}}(\Psi) \subset \mathbf{V}(\rho)$.

Author Contributions: Conceptualization, R.W.I.; Funding acquisition, R.M.E.; Investigation, R.W.I.; Methodology, R.W.I.; Visualization, R.M.E.; Writing—review & editing, R.M.E. and S.J.O. All authors have read and agreed to the published version of the manuscript.

Funding: This research received no external funding.

Acknowledgments: The authors would like to thank the Editorial Manager for the advising and would like express their sincere appreciation to the reviewers for their very careful review of our paper and rich it in information.

Conflicts of Interest: The authors declare no conflict of interest.

References

1. Dormieux, L.; Ulm, F.J. (Eds.) *Applied Micromechanics of Porous Materials*; Springer Science & Business Media: Berlin/Heidelberg, Germany, 2007; Volume 480.
2. Shimomura, S. A family of solutions of a nonlinear ordinary differential equation and its application to Painlevé equations (III), (V) and (VI). *J. Math. Soc. Jpn.* **1987**, *39*, 649–662. [[CrossRef](#)]
3. Kajiwara, K.; Tetsu, M. On the Umemura polynomials for the Painlevé III equation. *Phys. Lett. A* **1999**, *260*, 462–467. [[CrossRef](#)]
4. Kajiwara, K.; Kinji, K. On a q-Difference Painlevé III Equation: I. Derivation, Symmetry and Riccati Type Solutions. *J. Nonlinear Math. Phys.* **2003**, *10*, 86–102. [[CrossRef](#)]

5. Gu, Y.; Aminakbari, N.; Yuan, W.; Wu, Y.H. Meromorphic solutions of a class of algebraic differential equations related to Painlevé equation III. *Houst. J. Math.* **2017**, *43*, 1045–1055.
6. Bothner, T.; Miller, P.D.; Sheng, Y. Rational solutions of the Painlevé-III equation. *Stud. Appl. Math.* **2018**, *141*, 626–679. [[CrossRef](#)]
7. Fasoldini, M.; Fornberg, B.; Weideman, J.A.C. A computational exploration of the McCoy-Tracy-Wu solutions of the third Painlevé equation. *Phys. D Nonlinear Phenom.* **2018**, *363*, 18–43. [[CrossRef](#)]
8. Bonelli, G.; Grassi, A.; Tanzini, A. Quantum curves and q-deformed Painlevé equations. *Lett. Math. Phys.* **2019**, *109*, 1961–2001. [[CrossRef](#)]
9. Amster, P.; Rogers, C. On a Neumann boundary value problem for Ermakov-Painlevé III. *Electron. J. Qual. Theory Differ. Equ.* **2019**, *2019*, 1–10. [[CrossRef](#)]
10. Xu, H.Y.; Tu, J. Existence of rational solutions for q-difference Painlevé equations. *Electron. J. Differ. Equ.* **2020**, *2020*, 1–14.
11. Bilman, D.; Ling, L.; Miller, P.D. Extreme superposition: Rogue waves of infinite order and the Painlevé-III hierarchy. *Duke Math. J.* **2020**, *169*, 671–760. [[CrossRef](#)]
12. Zeng, Z.Y.; Hu, L. On the connection problem for nonlinear differential equation. *Bound. Value Probl.* **2019**, *2019*, 73. [[CrossRef](#)]
13. Kitaev, A.V. Parametric Painlevé equations. *J. Math. Sci.* **2013**, *192*, 81–90. [[CrossRef](#)]
14. Miller, S.S.; Mocanu, P.T. *Differential Subordinations: Theory and Applications*; CRC Press: Boca Raton, FL, USA, 2000.
15. Ma, W.; Minda, D. A unified treatment of some special classes of univalent functions. In Proceedings of the Conference on Complex Analysis, Tianjin, China, 19–23 June 1992; pp. 157–169.
16. Ali, R.M.; Lee, S.K.; Ravichandran, V.; Supramaniam, S. Coefficient estimates for bi-univalent Ma-Minda starlike and convex functions. *Appl. Math. Lett.* **2012**, *25*, 344–351. [[CrossRef](#)]
17. Raina, R.K.; Sokol, J. Some properties related to a certain class of starlike functions. *Comptes Rendus Math.* **2015**, *353*, 973–978. [[CrossRef](#)]
18. Littlewood, J.E. On inequalities in the theory of functions. *Proc. Lond. Math. Soc.* **1925**, *23*, 481–519 [[CrossRef](#)]
19. Ruscheweyh, S. *Convolution in geometric function Theory*; Gaetan Morin Editeur Ltee: Montreal, QC, CA, 1982.



© 2020 by the authors. Licensee MDPI, Basel, Switzerland. This article is an open access article distributed under the terms and conditions of the Creative Commons Attribution (CC BY) license (<http://creativecommons.org/licenses/by/4.0/>).