



Heriot-Watt University  
Research Gateway

## Mean-field phases of an ultracold gas in a quasicrystalline potential

### Citation for published version:

Johnstone, D, Öhberg, P & Duncan, CW 2019, 'Mean-field phases of an ultracold gas in a quasicrystalline potential', *Physical Review A*, vol. 100, no. 5, 053609. <https://doi.org/10.1103/PhysRevA.100.053609>

### Digital Object Identifier (DOI):

[10.1103/PhysRevA.100.053609](https://doi.org/10.1103/PhysRevA.100.053609)

### Link:

[Link to publication record in Heriot-Watt Research Portal](#)

### Document Version:

Publisher's PDF, also known as Version of record

### Published In:

Physical Review A

### Publisher Rights Statement:

©2019 American Physical Society

### General rights

Copyright for the publications made accessible via Heriot-Watt Research Portal is retained by the author(s) and / or other copyright owners and it is a condition of accessing these publications that users recognise and abide by the legal requirements associated with these rights.

### Take down policy

Heriot-Watt University has made every reasonable effort to ensure that the content in Heriot-Watt Research Portal complies with UK legislation. If you believe that the public display of this file breaches copyright please contact [open.access@hw.ac.uk](mailto:open.access@hw.ac.uk) providing details, and we will remove access to the work immediately and investigate your claim.

**Mean-field phases of an ultracold gas in a quasicrystalline potential**Dean Johnstone,<sup>\*</sup> Patrik Öhberg, and Callum W. Duncan<sup>†</sup>*SUPA, Institute of Photonics and Quantum Sciences, Heriot-Watt University, Edinburgh EH14 4AS, Scotland, United Kingdom*

(Received 8 May 2019; revised manuscript received 11 October 2019; published 12 November 2019)

The recent experimental advancement to realize ultracold gases scattering off an eightfold optical potential [K. Viehahn, M. Sbroscia, E. Carter, J.-C. Yu, and U. Schneider, *Phys. Rev. Lett.* **122**, 110404 (2019)] heralds the beginning of a new technique to study the properties of quasicrystalline structures. Quasicrystals possess long-range order but are not periodic, and are still little studied in comparison to their periodic counterparts. Here, we consider an ultracold bosonic gas in an eightfold symmetric lattice and assume a toy model where the atoms occupy the ground states of the local minima of the potential. The ground-state phases of the system are studied, with particular interest in the local nature of the phases. The usual Mott-insulator, density wave, and supersolid phases of the standard and extended Bose-Hubbard model are observed. For nonzero long-range interactions, we find that density wave states can spontaneously break the eightfold symmetry, and may even possess no rotational symmetry. We find the local variation in the number of nearest neighbors to play a vital role in the phase transitions, local structure, and global symmetries of the ground states. This variation in the number of nearest neighbors is not a unique property of the considered eightfold lattice, and we expect our results to be generalizable to any quasicrystalline potential where there are only small position dependent variations in the site energy, tunneling, and interactions.

DOI: [10.1103/PhysRevA.100.053609](https://doi.org/10.1103/PhysRevA.100.053609)**I. INTRODUCTION**

Quasicrystals are states of matter that have long-range order but are not periodic [1–3]. Their order can be considered to arise from incommensurate projections of higher-dimensional periodic crystals [4,5], or due to a continuous tiling of space with discrete unit cells [6]. Over the last few decades, quasicrystals have been studied in condensed-matter systems [3,7,8], photonics [9,10], twisted bilayer graphene [11], and the Gross-Pitaevskii equation with solitons [12], and as an emergent phase in ultracold dipolar gases [13]. There has also been a significant amount of research into the case of one-dimensional disordered, quasirandom, and/or incommensurate systems that are related to quasicrystals [14–24]. It was also shown recently that general quantum Hamiltonians, including those of quasicrystals, can be solved exactly by extending the problem to a higher-dimensional space, which is called a superspace [25].

Lately the consideration of two-dimensional quasicrystalline optical lattices for atomic gases has been gaining traction [26–30], resulting in the first experimental work considering the scattering of an atomic gas from a quasicrystalline optical potential [31]. An interesting extension to consider is the adiabatic loading of an atomic gas into a quasicrystalline optical lattice, which is currently possible for relatively weak lattice depths [32]. However, with current experimental technologies, potentially combined with enforced adiabatic loading schemes [33], we expect the adiabatic loading of an

ultracold gas into a quasicrystalline optical lattice to be experimentally achievable in the near future. With the realization of Bose-Hubbard models in quasicrystal lattices, potentially important questions on the relation between quasiperiodic order and randomness could be probed [31,34].

Ground-state phases for ultracold atoms in an optical lattice were first studied in the standard Bose-Hubbard model [35–39], in which the well-known Mott-insulator to superfluid transition arises. However, by introducing long-range interactions, density wave and supersolid phases can also be observed [40–43]. These phases spontaneously break the translational symmetry of a lattice and can destroy the previously present superfluid and Mott-insulating domains. Long-range interactions can be introduced by the use of dipolar atomic species [44–47], or can be induced by light-matter interactions [48–52].

In this paper, we will consider the case of bosons in a lattice geometry based on an eightfold symmetric optical lattice used in a recent ultracold gas experiment [31]. We will assume a toy model for this system, with the atoms occupying the states associated to the local minima. The ground-state phases of both standard and extended Bose-Hubbard models for the quasicrystalline lattice are studied by a static Gutzwiller mean-field approach using a self-consistent loop. First, we will investigate the case of a homogeneous structure on the quasicrystal, with constant tunneling and interaction strengths across the lattice. This allows us to study how variations in the local number of nearest neighbors throughout the lattice will impact the ground-state phases. We will then finish this paper by considering the position dependent tunneling and interactions within the quasicrystalline lattice and confirm that the phases are present in this scenario.

<sup>\*</sup>dj79@hw.ac.uk<sup>†</sup>Present address: Max-Planck-Institut für Physik komplexer Systeme, D-01187 Dresden, Germany; cd130@hw.ac.uk

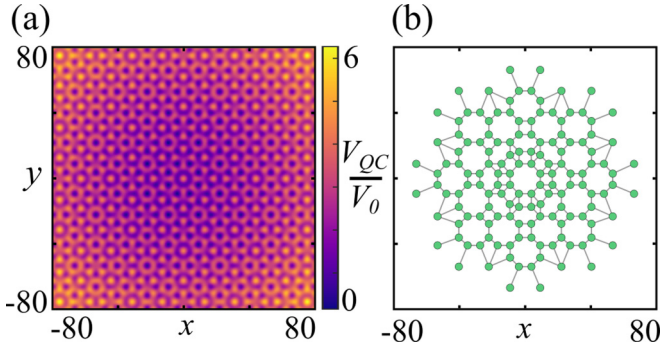


FIG. 1. The eightfold symmetric lattice. (a) The optical potential of Eq. (3) with a weak harmonic trap  $V_H = 0.0004V_0\lambda_{\text{latt}}^{-2}$ . (b) Positions of lattice sites when taking a cutoff value of  $V_{\text{QC}}/V_0 = 1$  in panel (a); bonds are shown for nearest-neighbor couplings. Positions are in units of  $\lambda_{\text{latt}}$  and  $V_0 = 0.8E_R$ .

## II. QUASICRYSTALLINE LATTICE

For two-dimensional systems, a crystal can have only two-, three-, four-, and/or sixfold rotational symmetry [53]. As already stated, we will consider a lattice based on an optical potential which is eightfold symmetric, which is defined by

$$V_{\text{QC}}(\mathbf{r}) = V_0 \sum_{i=1}^4 \cos^2 \left( \frac{\hat{\mathbf{G}}_i}{2} \cdot \mathbf{r} \right), \quad (1)$$

where  $V_0$  defines the lattice strength,  $\mathbf{r}$  is the two-dimensional position (in units of  $\lambda_{\text{latt}}$ ), and the reciprocal lattice vectors are

$$\begin{aligned} \hat{\mathbf{G}}_1 &= \begin{pmatrix} 1 \\ 0 \end{pmatrix}, & \hat{\mathbf{G}}_2 &= \begin{pmatrix} 0 \\ 1 \end{pmatrix}, \\ \hat{\mathbf{G}}_3 &= \frac{1}{\sqrt{2}} \begin{pmatrix} 1 \\ 1 \end{pmatrix}, & \hat{\mathbf{G}}_4 &= \frac{1}{\sqrt{2}} \begin{pmatrix} -1 \\ 1 \end{pmatrix}. \end{aligned} \quad (2)$$

This lattice potential can be realized by interfering four mutually noninterfering one-dimensional optical lattices and was recently realized experimentally [31,32]. We will also consider, in part, the influence of a harmonic trap required to trap the atomic cloud. We will account for the harmonic term in the full lattice potential, which we define as

$$V_{\text{latt}}(\mathbf{r}) = V_{\text{QC}}(\mathbf{r}) + \frac{1}{2}V_H\mathbf{r}^2, \quad (3)$$

where  $V_H$  is a tunable harmonic strength. The form of the lattice potential is shown in units of  $V_0$  in Fig. 1(a). We consider a cutoff of  $V_{\text{QC}}/V_0 = 1$  to obtain the toy model of a finite lattice of the quasicrystal. This cutoff is equivalent to the setting of an energy (temperature) of the ultracold gas and/or the depth of the lattice. In this case, the gas occupies minima in the lattice potential where  $V_{\text{QC}}/V_0 < 1$ , giving the finite lattice shown in Fig. 1(b).

In the true physical system the atoms would usually be loaded into a single band (or multiple bands) of the quasicrystalline potential which would require knowledge of the band structure and the positions of energy gaps. With the cutoff approach used in this paper, we will consider the case that the ultracold gas has been cooled sufficiently to sit in the local ground states of the potential minima for the quasicrystalline

optical lattice. This is a toy model which we will use to give a qualitative picture of the ground-state phases.

## III. MODEL

An interacting ultracold gas trapped in an optical lattice has the Hamiltonian

$$\begin{aligned} \hat{\mathcal{H}} &= \int d\mathbf{r} \hat{\Psi}^\dagger(\mathbf{r}) \left( -\frac{\hbar^2}{2m} \nabla^2 + V_{\text{latt}}(\mathbf{r}) - \mu \right) \hat{\Psi}(\mathbf{r}) \\ &+ \frac{1}{2} \int d\mathbf{r} d\mathbf{r}' \hat{\Psi}^\dagger(\mathbf{r}) \hat{\Psi}^\dagger(\mathbf{r}') V_{\text{int}}(\mathbf{r}, \mathbf{r}') \hat{\Psi}(\mathbf{r}) \hat{\Psi}(\mathbf{r}'), \end{aligned} \quad (4)$$

where  $V_{\text{int}}(\mathbf{r}, \mathbf{r}')$  is the two-atom interaction potential,  $\mu$  is the chemical potential,  $m$  is the mass, and  $\hat{\Psi}(\mathbf{r})$  [ $\hat{\Psi}^\dagger(\mathbf{r})$ ] are the bosonic annihilation (creation) field operators. We will define the interaction potential to be governed by a short- and long-range term, i.e.,

$$V_{\text{int}}(\mathbf{r}, \mathbf{r}') = g\delta(\mathbf{r} - \mathbf{r}') + \gamma h(\mathbf{r}, \mathbf{r}'), \quad (5)$$

where  $g$  and  $\gamma$  are the short- and long-range strengths, respectively. The short-range interaction is mediated by a contact interaction, given by a delta function. The long-range interaction is mediated by a general term  $h(\mathbf{r}, \mathbf{r}')$ , which we will consider to have a position dependence of  $1/|\mathbf{r} - \mathbf{r}'|^3$ , which is consistent with that of dipolar atomic gases [44].

It is well known that the tight-binding limit of Hamiltonian (4) results in a Bose-Hubbard model [54]. If we retain two-site interactions while taking the tight-binding limit we obtain the extended Bose-Hubbard model which has a Hamiltonian of [55]

$$\begin{aligned} \hat{H} &= - \sum_{\langle i,j \rangle} J_{ij} \hat{b}_i^\dagger \hat{b}_j + \sum_i \frac{U_i}{2} \hat{n}_i (\hat{n}_i - 1) \\ &+ \sum_i (\epsilon_i - \mu) \hat{n}_i + \sum_{\langle i,j \rangle} V_{ij} \hat{n}_i \hat{n}_j, \end{aligned} \quad (6)$$

where  $i(j)$  label the lattice sites,  $\langle i, j \rangle$  denotes the sum over all nearest neighbors,  $\hat{b}_i$  ( $\hat{b}_i^\dagger$ ) are the individual bosonic annihilation (creation) operators, and  $\hat{n}_i = \hat{b}_i^\dagger \hat{b}_i$  is the number operator. The extended Bose-Hubbard model is the simplest tight-binding Hamiltonian for atoms that have long-range interactions, and it assumes that the additional two-site terms (density-dependent tunneling and pair tunneling) are small compared to the single-particle tunneling. We have limited the summations to nearest neighbors (and the reciprocal term) as the strength for each term falls off quickly with the separation between sites. In Hamiltonian (6), we have the following terms:  $J$  is the tunneling,  $U$  is the on-site two-atom interaction,  $\epsilon$  is the site energy,  $\mu$  is the chemical potential, and  $V$  is the two-site two-atom interaction. We will, unless otherwise stated, work in units of energy of the recoil energy  $E_R = \hbar^2/2m\lambda_{\text{latt}}^2$ , with  $\lambda_{\text{latt}}$  the optical lattice wavelength, and units of position of  $\lambda_{\text{latt}}$ .

The properties of each lattice site in the tight-binding limit are given by the localized complete set of Wannier functions  $w(\mathbf{r} - \mathbf{r}_i)$ , where  $\mathbf{r} - \mathbf{r}_i$  is the position away from the  $i$ th lattice site. The strength of each term in Hamiltonian (6) is dependent on an overlap integral between Wannier functions and the potential terms contained in Hamiltonian (4). The

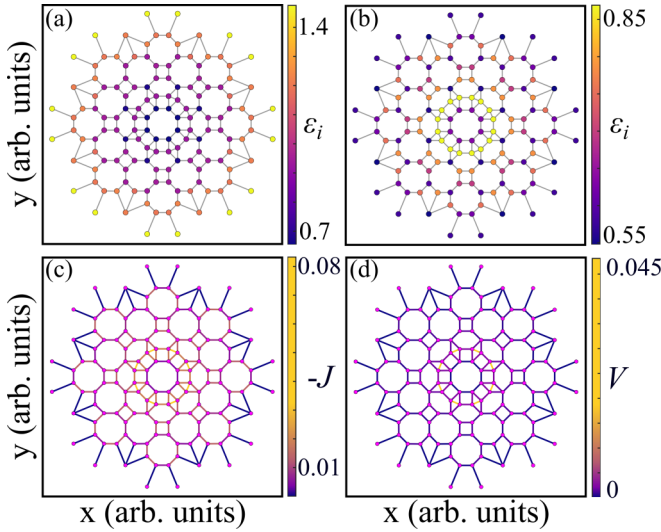


FIG. 2. The strengths of terms in the extended Bose-Hubbard model for the eightfold symmetric lattice. All energies are in units of  $E_R$ , and the lattice depth is  $V_0 = 0.8E_R$ . (a) The energies  $\epsilon_i$  due to the optical lattice plus harmonic potential. (b) Same as panel (a) but excluding the harmonic trap. (c) The site-dependent tunneling strengths. (d) The site-dependent long-range interaction in units of  $\gamma E_R$ .

single-atom tunneling strength is given by

$$J_{ij} = \frac{\hbar^2}{2m} \int d\mathbf{r} w^*(\mathbf{r} - \mathbf{r}_i) \nabla^2 w(\mathbf{r} - \mathbf{r}_j) - \int d\mathbf{r} w^*(\mathbf{r} - \mathbf{r}_i) V_{\text{latt}}(\mathbf{r}) w(\mathbf{r} - \mathbf{r}_j), \quad (7)$$

and the two-atom on-site interaction is

$$U_i = g \int d\mathbf{r} |w(\mathbf{r} - \mathbf{r}_i)|^4 + \gamma \int d\mathbf{r} d\mathbf{r}' |w(\mathbf{r} - \mathbf{r}_i)|^2 h(\mathbf{r}, \mathbf{r}') |w(\mathbf{r}' - \mathbf{r}_i)|^2. \quad (8)$$

Due to the quasicrystalline and harmonic potential there is a position dependent site energy of

$$\epsilon_i = \int d\mathbf{r} |w(\mathbf{r} - \mathbf{r}_i)|^2 V_{\text{latt}}(\mathbf{r}) \approx V_{\text{latt}}(\mathbf{r}_i). \quad (9)$$

The two-site two-atom interaction strength is given by

$$V_{ij} = \frac{\gamma}{2} \int d\mathbf{r} d\mathbf{r}' [|w(\mathbf{r} - \mathbf{r}_i)|^2 |w(\mathbf{r}' - \mathbf{r}_j)|^2 h(\mathbf{r}, \mathbf{r}')] + w^*(\mathbf{r} - \mathbf{r}_i) w^*(\mathbf{r}' - \mathbf{r}_j) w(\mathbf{r} - \mathbf{r}_j) w(\mathbf{r}' - \mathbf{r}_j) h(\mathbf{r}, \mathbf{r}'). \quad (10)$$

The position dependence of the parameter strengths of Hamiltonian (6) is shown in Fig. 2. In these calculations we have taken a harmonic approximation for the individual wells of the lattice, with Wannier functions given by Gaussians. The harmonic approximation is known to provide good qualitative predictions, but will quantitatively underestimate certain parameters. However, as we will consider a Gutzwiller mean-field approach in this paper it is already the case that only qualitative predictions should be expected. The site energy is

dominated by the harmonic confinement, and even without the harmonic term the variation in the site energy is small, as shown in Figs. 2(a) and 2(b). Quasicrystalline potentials might lead to the observation of disorder induced phases like the Bose glass [35]. However, in the potential utilized for this paper we will not observe any disorder induced ground-state phases, which could be a result of the small differences in site energies across the lattice as shown in Figs. 2(a) and 2(b).

In this paper, we will assume that the physics of each individual site is dominated by its local neighborhood. This should be a good assumption for the small lattice sizes we are considering in this paper. We can then find the local nearest-neighbor couplings for each individual site by finding its nearest neighbor which will be a distance  $l$  away. We then couple the individual site bidirectionally to all sites that are of a distance  $l$  apart. This results in the structure of bonds shown in Fig. 2(c), with each site coupled to its local nearest neighbors. The tunneling strengths shown in Fig. 2(c) have a position dependence, which arises due to the incommensurate nature of the considered optical lattice. Another method of taking the tight-binding limit of a quasicrystal is to consider the tiles, and take all lines as bonds and vertices as lattice sites [28,56], which results in a similar lattice to that considered here.

#### IV. GUTZWILLER MEAN FIELD

The Gutzwiller mean field is a well-known method to predict quantum phase transition in tight-binding models, and specifically Hubbard models [57–61]. In the Gutzwiller mean-field approach, the many-body wave function is approximated as a product of on-site terms given by

$$|\Psi\rangle = \prod_i \sum_{n=0}^z f_n^{(i)} |n_i\rangle, \quad (11)$$

where  $L$  defines the total number of lattice sites,  $z$  is the maximum number of atoms per site,  $f_n^{(i)}$  is the coefficient of having  $n$  atoms in site  $i$ , and  $|n_i\rangle$  is the corresponding Fock state. The coefficients are normalized such that  $\sum_{n=0}^z |f_n^{(i)}|^2 = 1$ . Correlations between sites are not accounted for due to the limiting of the Hilbert space [43]. As a result, the Gutzwiller mean field is known to give a good qualitative picture of phases in two dimensions, but the prediction of exact transition points is quantitatively unreliable.

To implement the Gutzwiller approach, we use a self-consistent loop which updates order parameters until convergence. This approach uses local order parameters, which are defined for each single site. The initialization of the loop takes a random and uniformly distributed set of order parameters for each lattice site. We then diagonalize each local Hamiltonian with the given order parameters to solve for the local ground state. From this ground state, we update the local order parameters and then the loop continues to the next site, where the process is repeated. After one cycle through all lattice sites, we check for convergence towards the global ground state. If convergence is not achieved, the cycle through local lattice sites is repeated. Otherwise, the self-consistent loop ends.

For Hamiltonian (6), there are two order parameters which govern the state of the system. These order parameters represent observables which can be measured in the system. The density  $\rho_i$  is defined by

$$\rho_i = \langle \hat{n}_i \rangle = \sum_{n=0}^z n |f_n^{(i)}|^2, \quad (12)$$

and the single atom transport  $\varphi_i$  is defined by

$$\varphi_i = \langle \hat{b}_i \rangle = \sum_{n=0}^z \sqrt{n} f_n^{(i)} f_{n-1}^{*(i)}. \quad (13)$$

In the extended Bose-Hubbard model, there are in general four phases that can be defined. The Mott insulator with  $\rho_i = \rho \forall i$  and  $\varphi_i = 0 \forall i$ , and the density wave with  $\rho_i \neq \rho \forall i$  and  $\varphi_i = 0 \forall i$ , both characterize phases with no transport properties. The superfluid with  $\rho_i = \rho \forall i$  and  $\varphi_i = \varphi \forall i$ , and the supersolid with  $\rho_i \neq \rho \forall i$  and  $\varphi_i \neq \varphi \forall i$ , both characterize ground states with nonzero transport properties. The definitions of the phases are the standard definitions considered for mean-field results [62–64]. The supersolid and density wave are defined as usually having long-range crystalline order, which we will observe in the quasicrystal, with the ground state breaking the eightfold symmetry in favor of a four- or twofold symmetry when in the supersolid phase.

## V. HOMOGENEOUS SYSTEM

We will begin by taking the homogeneous case of strengths, with constant  $J$ ,  $U$ ,  $V$ , and  $\epsilon$  throughout the lattice. While this is not a necessarily realistic scenario for when an ultracold gas is cooled into a quasicrystalline potential, it will provide a clear indication of the role that the local differences in the number of nearest neighbors play in the phases. Note, we will also neglect the contribution of the harmonic potential to the on-site terms, which allows for the physics of the ground states due to the quasicrystalline potential to be investigated. While we have used the harmonic confinement to motivate the consideration of a finite system, it is worth noting that other confinement options, including box traps, are possible [65,66]. These alternative traps could allow for finite systems without site energy contributions to be considered experimentally.

We will confirm that the phases discussed for the homogeneous case can be observed in the position dependent Bose-Hubbard model in Sec. VII. Of course, due to the local nature of the quasicrystal we cannot consider only the usual  $\mu - J$  plots of mean-field phase diagrams. Instead, we will visualize the local nature of the order parameters by plotting segments of the lattice, utilizing the symmetries present to condense multiple phases onto single plots. Each plot, unless otherwise stated, contains four different parameter values plotted in segments of the quasicrystal, with the values labeled (i)–(iv) in an ascending order and plotted in a clockwise fashion. We will consider fixed chemical potentials on single lattice plots, with each of the four segments representing a varying of the tunneling  $J$  or long-range interaction  $V$ . In this section, we will work in the units of the contact interaction  $U$  as we are treating the Bose-Hubbard model directly on the quasicrystal structure.

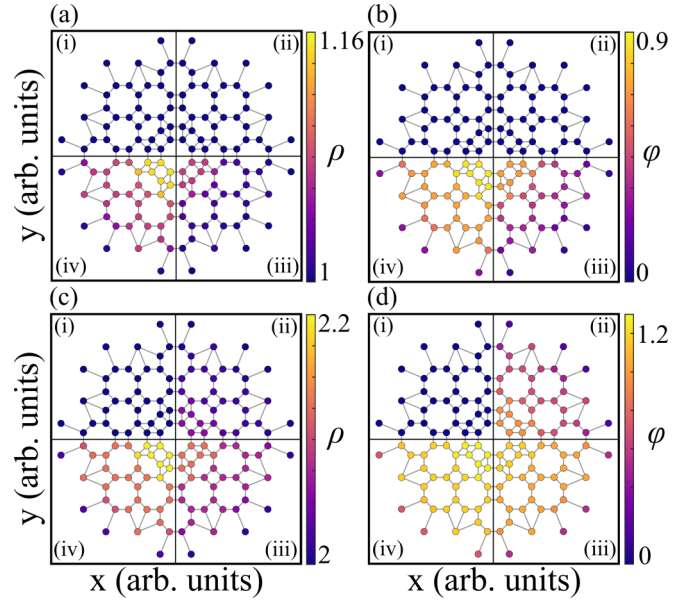


FIG. 3. Mott-insulator to superfluid transition in the ground state of an eightfold symmetric quasicrystal. (a, b) The case of  $\mu/U = 0.5$  with (i)  $J/U = 0.02$ , (ii)  $J/U = 0.04$ , (iii)  $J/U = 0.06$ , and (iv)  $J/U = 0.08$ , showing an order-1 MI transitioning to a superfluid. (c, d) Same as the cases of panels (a) and (b) but for  $\mu/U = 1.5$  and showing an order-2 MI transitioning to a superfluid at a different critical point. Panels (a) and (c) show the local-density order parameters and panels (b) and (d) show the local transport order parameters. Note all ground states shown are eightfold symmetric.

First, we consider the ubiquitous Mott-insulator to superfluid transition with  $V = 0$ . This is shown in Fig. 3, where we consider two values of  $\mu$  [(a, b)  $\mu/U = 0.5$  and (c, d)  $\mu/U = 1.5$ ] for a set of different  $J$ 's. The Mott-insulator to superfluid transition is observed clearly, and the transition is at different points for different values of  $\mu$ , as would be expected. The single-atom transport and density of the superfluid is not homogeneous in the lattice, and is therefore more generally a supersolid. This is a finite-size effect with the modulation being small, and this state is therefore effectively a superfluid but on a finite-size system [44]. We observe the transition from Mott insulator to superfluid effectively “spreading” through the system, as each site has in essence a different Mott to superfluid transition point due to the varying number of nearest neighbors. In this quasicrystalline lattice, the superfluid is seen to initially populate the central portion of the lattice and then spreads over the lattice for increasing  $J$ . All ground states observed in Fig. 3 are eightfold symmetric, preserving the quasicrystal symmetry.

We then consider the case of nonzero two-site two-atom interactions in Fig. 4. With a strong chemical potential [Figs. 4(a) and 4(b)], we start with a standard superfluid (with finite-size variations) for  $V/U = 0$ . The nonlocal interactions make the bosonic atoms want to increase their separation, and with intermediate  $V$  we observe a supersolid with a large density modulation favoring the edge of the system [see Fig. 4(a-iii)]. For large  $V$ , we observe an interesting supersolid phase which has a mix of three different local integer densities of  $\rho = 0, 2, 3$ . In this phase, the single-atom transport is

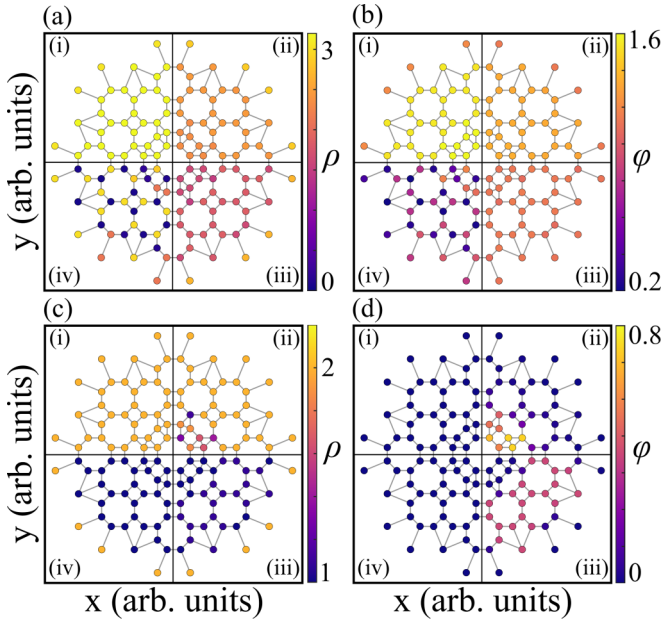


FIG. 4. Phase transitions for nonzero long-range interactions in the ground state of an eightfold symmetric quasicrystal. (a, b) The case of  $\mu/U = 2.5$  and  $J/U = 0.1$  with (i)  $V/U = 0$ , (ii)  $V/U = 0.1$ , (iii)  $V/U = 0.25$ , and (iv)  $V/U = 0.4$ , showing a superfluid transitioning to a supersolid. (c, d) The case of  $\mu/U = 1.5$  and  $J/U = 0.01$  with (i)  $V/U = 0$ , (ii)  $V/U = 0.07$ , (iii)  $V/U = 0.17$ , and (iv)  $V/U = 0.25$ , showing an order-2 Mott insulator transitioning to an edge density wave. Panels (a) and (c) show the local-density order parameters and panels (b) and (d) show the local transport order parameters.

nonzero for sites with nonzero density, and the state has spontaneously broken the lattice symmetry to be only fourfold symmetric, which is reminiscent of the staggered or twisted phases observed in standard lattice geometries [67]. Taking the large  $V$  limit, this phase retains its density structure and tends to a transport order parameter that is zero throughout the lattice.

In Figs. 4(c) and 4(d), we consider an initial phase of a Mott insulator, then ramp up the two-site interaction strength. In this case, we observe a supersolid for intermediate  $V$  [see Fig. 4(c-ii)], which is again fourfold symmetric. When the two-site interaction is increased a regime is reached where there is a  $\rho = 1, 2$  density wave on the edge of the lattice and the ground state is again eightfold symmetric. This density wave is a combination of an order-2 and -1 Mott insulator, with the order-2 one on the edge to reduce the energetic cost of multiple atoms in neighboring sites. Therefore, the edge density wave is a consequence of the varying number of nearest-neighbor lattice sites in the quasicrystal and the long-range interactions.

We also observe intriguing intermediate density wave phases as shown in Fig. 5. These density waves are characterized by their uniform zero  $\phi$ . In Fig. 5(a) we show an example where there is a combination of zeroth-, first-, second-, and third-order Mott-insulator states, whereas in Fig. 5(c) we observe a density wave of first- and second-order Mott states. We note that these density waves have no rotational symmetry,

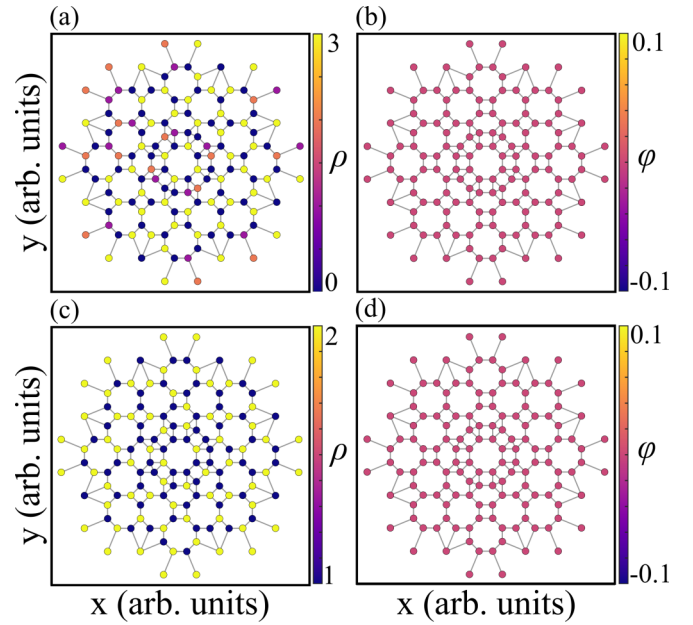


FIG. 5. Density waves for nonzero long-range interactions in the ground state of an eightfold symmetric quasicrystal. (a, b) The case of  $\mu/U = 2.5$  and  $J/U = 0.1$  with  $V/U = 0.8$ , showing a density wave of  $\rho = 0, 1, 2$ , and 3 Mott states; note this ground state has no rotational symmetry. (c, d) The case of  $\mu/U = 1.5$  and  $J/U = 0.01$  with  $V/U = 0.1$ , showing a density wave of  $\rho = 1$  and 2 Mott states; note this ground state also has no rotational symmetry. Panels (a) and (c) show the local-density order parameters and panels (b) and (d) show the local transport order parameters.

having spontaneously broken all rotational symmetries of the lattice. As these states do not possess any rotational or inversion symmetry, they do not fall into the categories of the usual crystal or quasicrystal phases, i.e., the order has been destroyed. The physics and dynamics of atoms in these phases with fully broken symmetry could be an interesting area of further study.

As mentioned at the start of this section, the homogeneous case allows for the consideration of the influence of the local variation in the number of nearest neighbors. Without nonlocal interactions, the variation in the number of neighbors results in slightly different local transition points of the Mott insulator to superfluid. As can be seen in Fig. 3, the superfluid state starts in the central portion of the lattice and propagates out when the tunneling is increased. For nonzero nonlocal interactions, the number of nearest neighbors plays a more prominent role. This is especially evident in the highly structured density waves for strong nonlocal interactions observed in Fig. 5. In the symmetry-breaking density waves of Fig. 5 it is the variation in the number of nearest neighbors that causes the full symmetry breaking for the ground state. This can be observed by considering the local symmetries of the density wave. For some individual lattice sites it can be observed that there is a local rotational symmetry, e.g., a staggering of order parameters. This local rotational symmetry is not present for all lattice sites, though, due to the variation in the number of nearest neighbors. This variation means it is difficult to obtain a staggering of the order parameters and to respect any global

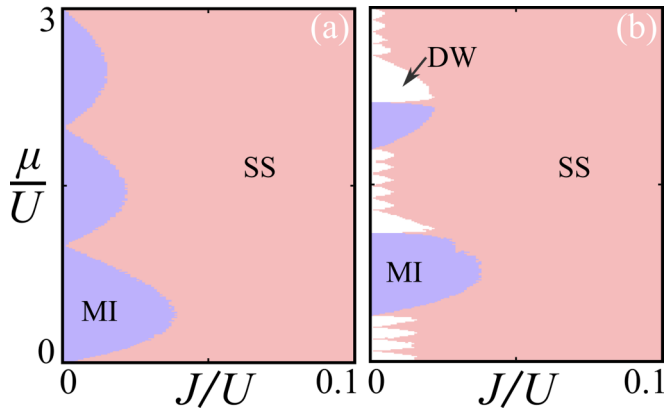


FIG. 6. Phase diagrams for the homogeneous eightfold symmetric quasicrystal. (a) The standard Bose-Hubbard model, exhibiting the expected MI and supersolid (SS) phases with the SS phase induced by the lattice geometry. (b) The extended Bose-Hubbard model with  $V/U = 0.1$ , exhibiting the expected MI, SS, and density wave (DW) phases, though the density wave phase takes a comblike form in destroying the MI.

rotational symmetry, resulting in the ground state containing no rotational symmetry.

## VI. PHASE DIAGRAMS

So far, we have considered a couple of different phase transitions and individual phases for specific values of the tunneling and long-range interactions. It is usual for the consideration of phases in ultracold gases in Bose-Hubbard models to be plotted on  $\mu - J$  diagrams. For the case of quasicrystals, these phase diagrams will not, as we have seen, tell the full story of the rotational symmetries present in the ground state. However, they will define the regions where the ground state belongs to one of the four possible phases. It is also known that the symmetry breaking phases discussed in the previous section will only occur in regions where the ground state is of the supersolid or density wave type. Therefore, knowing the regions where the supersolid and density wave phases dominate is vital to observe the intriguing symmetry-breaking phases shown in Figs. 4 and 5.

The phase diagrams are found by calculating the order parameters for a range of chemical potential and tunneling. We then check these order parameters against a set of threshold conditions for the various phases as defined in Sec. IV. The precise point of the phase boundaries is set by our threshold conditions and we assume that an order parameter is constant if it has variations that are less than 0.5% of the maximum value of the order parameter for that ground state. We also require that there exists a critical point between each phase, and this rules out small superfluid regions that would be predicted by the threshold conditions but which are not physical.

In Fig. 6, we show two example phase diagrams of bosons in a quasicrystalline lattice for the homogeneous case, i.e., constant  $J$  and  $V$  with zero  $\epsilon$ . For the case of the usual Mott-insulator to superfluid transition, in Fig. 6(a), we actually observe a Mott-insulator to supersolid transition. This supersolid phase is a direct result of the finite size of the quasicrystalline

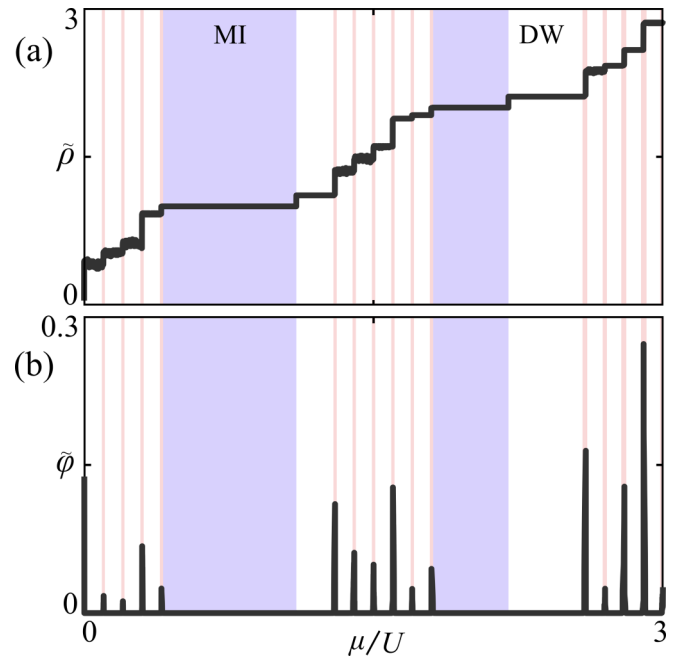


FIG. 7. Plots of the average order parameters across the lattice for the homogeneous eightfold symmetric quasicrystal.  $J/U = 0.001$  and  $V/U = 0.1$ . (a) The average density  $\tilde{\rho}$  across the lattice. (b) The average transport  $\tilde{\varphi}$  across the lattice. Shaded regions correspond to DW, SS, and MI phases with the colors corresponding to those shown in Fig. 6(b).

lattice, with the finite geometry favoring a supersolid over a superfluid phase. For the supersolid, the phase in the central portion of the lattice is a standard superfluid, with constant density, as is shown in Figs. 3(a-iv) and 3(c-iv).

We also observe, in Fig. 6(b), for nonzero  $V$  that density waves destroy the standard Mott-insulating lobes as expected. For the case of nonzero  $V$ , the domination of the supersolid over the superfluid phases is already expected in regular lattice structures. In the quasicrystalline lattice, the supersolid is introduced not only by the two-site interactions but also by the aperiodic nature of the lattice. However, the density waves do not appear as single lobes replacing each of the Mott-insulator lobes as would be usually expected, but as a comblike set of lobes. As usual, each density wave consists of the mixing of multiple-order Mott-like states. The breakup of the usual lobe for each order of density wave is due to the quasicrystalline nature of the lattice. That is, discrete stepwise increases in the average density across the lattice are favored due to the quasicrystalline lattice. To show this, we consider the average density,  $\tilde{\rho}$ , and transport,  $\tilde{\varphi}$ , across the lattice for a single tunneling strength in Fig. 7. These plots show clearly the Mott-insulator (integer  $\tilde{\rho}$ ), density wave (noninteger  $\tilde{\rho}$ ), and supersolid (nonzero  $\tilde{\varphi}$ ) phases. It is observed that each density wave lobe corresponds to a stepwise increase in the average density. This increase on the average corresponds to a higher proportion of the lattice being filled with higher  $\rho$  Mott-like states and is a consequence of the varying number of nearest neighbors.

In Fig. 8, we show two cutouts of the variance in the order parameters for constant  $\mu/U$ . The variances are given by

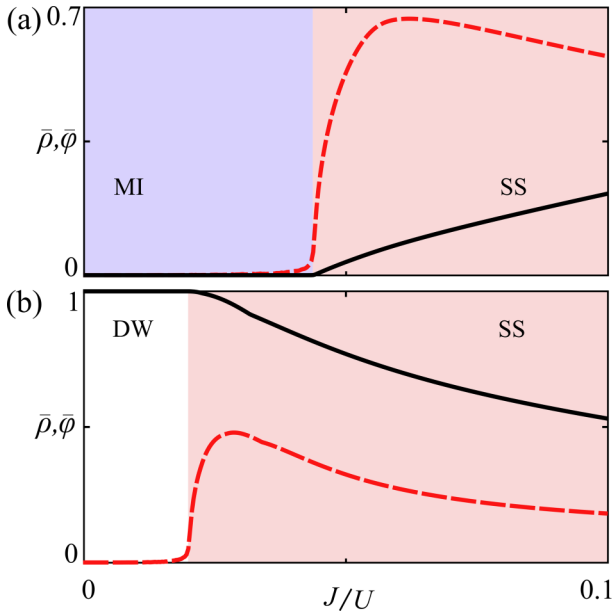


FIG. 8. Plots of the difference of the order parameters across the lattice for the homogeneous eightfold symmetric quasicrystal. The solid (black) line is  $\bar{\rho}$ , the difference between the maximum and minimum value of  $\rho$  across the lattice, and the dashed (red) line is  $\bar{\varphi}$ , the difference between the maximum and minimum value of  $\varphi$  across the lattice. (a) A cut along  $\mu/U = 0.5$  of Fig. 6(a). (b) A cut along  $\mu/U = 2.4$  of Fig. 6(b). The two cutouts show clearly the existence of a single critical point.

$\bar{\rho} = \max(\rho) - \min(\rho)$  and  $\bar{\varphi} = \max(\varphi) - \min(\varphi)$ . These cutouts show the clear transition point between the phases.

## VII. POSITION DEPENDENT SYSTEM

The case of an eightfold optical lattice will naturally result in the various terms of the Bose-Hubbard model having position dependent strengths. This was discussed in Sec. III with the nonhomogeneous strengths of site energy, tunneling, and long-range interactions shown in Fig. 2. In this section, we consider if the phases of the previous sections can be observed when the position dependence of the strengths of the terms in the Bose-Hubbard model is taken into account. We have seen for the case of homogeneous strengths that various phases are possible in the extended Bose-Hubbard model and these phases can contain the eightfold symmetry of the lattice, or spontaneously break the rotational symmetry. In this section, we will show that these phases can exist even when the nonhomogeneous nature of the terms in the model is considered. Note, we are still considering the mean-field ground states, therefore all quoted values are qualitative only and should be considered with care.

We will assume that the atoms sit in the ground states of the local minima of the quasicrystalline potential and take the harmonic approximation for each individual well. We will calculate the coefficients of the Bose-Hubbard models considered from Eqs. (7)–(10). Note that this means that the constants set for the model of  $g$  and  $\gamma$  will now be in units of  $E_R \lambda_{\text{latt}}^3$ . An important consequence of the nonuniform nature of the quasicrystalline lattice is that the ground state of each

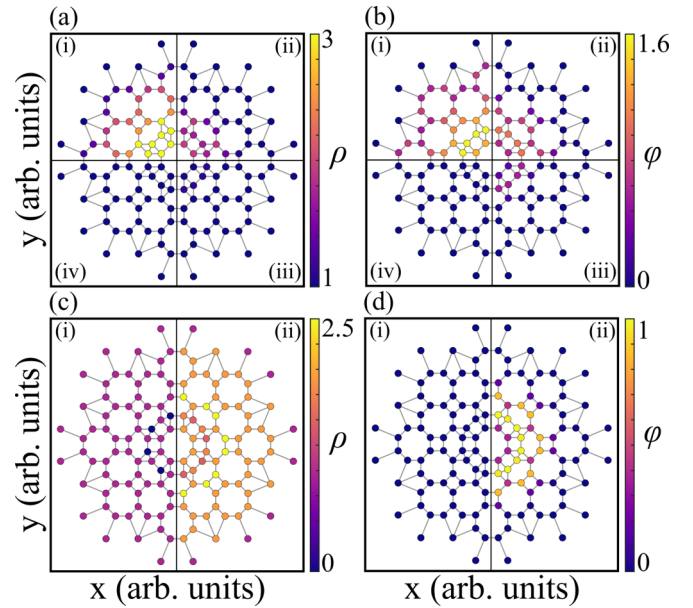


FIG. 9. Phases for the position dependent eightfold symmetric quasicrystal with nonhomogeneous tunneling and on-site and long-range interactions as shown in Fig. 2. Lattice depth is set to  $V_0 = 0.8E_R$ . (a, b) The case of  $\mu = 1.5E_R$  with  $\gamma = 0$  and (i)  $g = 5E_R \lambda_{\text{latt}}^3$ , (ii)  $g = 10E_R \lambda_{\text{latt}}^3$ , (iii)  $g = 15E_R \lambda_{\text{latt}}^3$ , and (iv)  $g = 20E_R \lambda_{\text{latt}}^3$ , showing a superfluid transitioning to an order-1 MI. (c, d) The case of  $\mu = 2.5E_R$  for (i) attractive  $g = -2481E_R \lambda_{\text{latt}}^3$  and  $\gamma = 35E_R \lambda_{\text{latt}}^3$  and (ii) attractive  $g = -8684E_R \lambda_{\text{latt}}^3$  and  $\gamma = 10E_R \lambda_{\text{latt}}^3$  showing a density wave to supersolid transition. Panels (a) and (c) show the local-density order parameters and panels (b) and (d) show the local transport order parameters.

lattice site will be different, with a  $0.3\lambda_{\text{latt}}$  variation in the size of the harmonic states in our example lattice.

We will take a lattice depth of  $V_0 = 0.8E_R$ . Considering a chemical potential of  $\mu = 1.5E_R$  and a two-body interaction of  $g = 5 - 20E_R \lambda_{\text{latt}}^3$ , in Figs. 9(a) and 9(b), we observe the standard superfluid to Mott-insulator transition. Note, the superfluid has a structure which is dominated by the harmonic trap but that still propagates out from the center during the transition. By considering a fixed short-range interaction and a variable long-range interaction of  $\gamma = 35 - 10E_R \lambda_{\text{latt}}^3$  in Figs. 9(c) and 9(d), we can also observe a density wave to supersolid transition. The supersolid and density waves have densities which are not dominated by the harmonic trap, with the long-range interactions causing more interesting structures to appear. This includes a density wave in Fig. 9(c-i) which has spontaneously broken the eightfold rotational symmetry of the lattice, and instead possesses a mirror symmetry. The supersolid of Fig. 9(c-ii) is fourfold symmetric.

For large long-range interactions in the homogeneous case, we observed spontaneous symmetry breaking of all rotational symmetries of the quasicrystalline lattice. These interesting states can also be observed for the position dependent case of nonhomogeneous strengths with an example shown in Fig. 10. This ground state is a density wave with  $\rho = 2, 3, 4$  and possesses no rotational symmetry due to an effective defect in the second innermost ring. Higher-order density waves can be observed for increased chemical potential. All



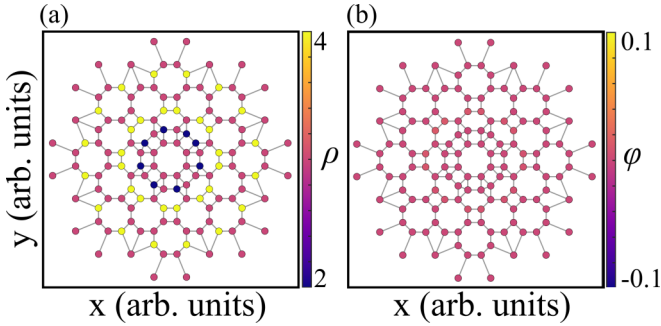


FIG. 10. Example density wave for strong long-range interactions for the position dependent eightfold symmetric quasicrystal. We take the parameters  $V_0 = 0.8E_R$ ,  $\mu = 15E_R$ , and attractive  $g = -12390E_R\lambda_{\text{latt}}^3$  and  $\gamma = 50E_R\lambda_{\text{latt}}^3$ . Panel (a) shows the local-density order parameter and panel (b) shows the local transport order parameter.

examples including long-range interactions require a relative strength between the contact and long-range interactions of  $\gamma/g \sim 10^{-3}$  which we would expect to be achievable with current techniques with dipolar atoms [44,68]. The small ratio required for the density wave phases is in part due to the requirement that the on-site contact and dipolar interactions cancel each other out.

### VIII. CONCLUSION

With the recent realization of a quasicrystalline optical lattice for ultracold atomic gases [31], the experimental investigation of quasicrystalline two-dimensional Bose-Hubbard models is within reach. We consider a toy model for the

ground-state phases of bosonic cold atoms in a quasicrystalline lattice. For the standard Bose-Hubbard model we observe the expected Mott-insulator phase as well as a supersolid phase. This supersolid phase is a direct result of the finite size of the lattice. We also consider the case of an extended Bose-Hubbard model, containing interactions between atoms in adjacent sites. This allows for density waves to also be observed. Both the supersolid and density wave phases can have interesting local structures that break the underlying eightfold symmetry of the quasicrystal. For strong long-range interactions, we observe interesting density waves that spontaneously break all rotational symmetry.

The various intriguing phases observed in this paper are a direct result of the aperiodic nature of the underlying lattice, with the variation of the local number of nearest neighbors being key. We have confirmed that in the eightfold lattice with position dependent site energy, tunneling, and long-range interactions the various phases discussed in this paper can occur. Also, this paper shows that structurally complex phases can be observed in quasicrystalline lattices without invoking disorder. However, a future interesting path of study could be to consider any potential relationship between the observed ground-state phases of this paper, including those without rotational symmetry, and the predicted phases of disordered systems [16,35].

### ACKNOWLEDGMENTS

The authors would like to acknowledge helpful discussions with Manuel Valiente and Ulrich Schneider. D.J. and C.W.D. acknowledge support from Engineering and Physical Sciences Research Council Scottish Doctoral Training Centre in Condensed Matter Physics (CM-CDT) Grant No. EP/L015110/1.

- 
- [1] D. Shechtman, I. Blech, D. Gratias, and J. W. Cahn, *Phys. Rev. Lett.* **53**, 1951 (1984).
- [2] D. Levine and P. J. Steinhardt, *Phys. Rev. Lett.* **53**, 2477 (1984).
- [3] W. Steurer, *Acta Crystallogr. Sect. A* **74**, 1 (2018).
- [4] L.-J. Lang, X. Cai, and S. Chen, *Phys. Rev. Lett.* **108**, 220401 (2012).
- [5] Y. E. Kraus, Z. Ringel, and O. Zeitler, *Phys. Rev. Lett.* **111**, 226401 (2013).
- [6] R. Penrose, *Bull. Inst. Math. Appl.* **10**, 266 (1974).
- [7] C. J. Jenks and P. A. Thiel, *Langmuir* **14**, 1392 (1998).
- [8] D. Louzguine-Luzgin and A. Inoue, *Ann. Rev. Mater. Res.* **38**, 403 (2008).
- [9] W. Jin and Y. Gao, *Appl. Phys. Lett.* **101**, 141104 (2012).
- [10] Z. V. Vardeny, A. Nahata, and A. Agrawal, *Nat. Photonics* **7**, 177 (2013).
- [11] W. Yao, E. Wang, C. Bao, Y. Zhang, K. Zhang, K. Bao, C. K. Chan, C. Chen, J. Avila, M. C. Asensio, J. Zhu, and S. Zhou, *Proc. Natl. Acad. Sci. USA* **115**, 6928 (2018).
- [12] H. Sakaguchi and B. A. Malomed, *Phys. Rev. E* **74**, 026601 (2006).
- [13] S. Gopalakrishnan, I. Martin, and E. A. Demler, *Phys. Rev. Lett.* **111**, 185304 (2013).
- [14] J. P. Lu, T. Odagaki, and J. L. Birman, *Phys. Rev. B* **33**, 4809 (1986).
- [15] H. Hiramoto and M. Kohmoto, *Int. J. Mod. Phys. B* **06**, 281 (1992).
- [16] L. Fallani, J. E. Lye, V. Guarrera, C. Fort, and M. Inguscio, *Phys. Rev. Lett.* **98**, 130404 (2007).
- [17] G. Roati, C. D'Errico, L. Fallani, M. Fattori, C. Fort, M. Zaccanti, G. Modugno, M. Modugno, and M. Inguscio, *Nature (London)* **453**, 895 (2008).
- [18] E. E. Edwards, M. Beeler, T. Hong, and S. L. Rolston, *Phys. Rev. Lett.* **101**, 260402 (2008).
- [19] B. Gadway, D. Pertot, J. Reeves, M. Vogt, and D. Schneble, *Phys. Rev. Lett.* **107**, 145306 (2011).
- [20] C. D'Errico, E. Lucioni, L. Tanzi, L. Gori, G. Roux, I. P. McCulloch, T. Giamarchi, M. Inguscio, and G. Modugno, *Phys. Rev. Lett.* **113**, 095301 (2014).
- [21] K. Singh, K. Saha, S. A. Parameswaran, and D. M. Weld, *Phys. Rev. A* **92**, 063426 (2015).
- [22] M. Schreiber, S. S. Hodgman, P. Bordia, H. P. Lüschen, M. H. Fischer, R. Vosk, E. Altman, U. Schneider, and I. Bloch, *Science* **349**, 842 (2015).
- [23] H. Hu, A.-B. Wang, S. Yi, and X.-J. Liu, *Phys. Rev. A* **93**, 053601 (2016).

- [24] C. W. Duncan, N. J. S. Loft, P. Öhberg, N. T. Zinner, and M. Valiente, *Few-Body Syst.* **58**, 50 (2017).
- [25] M. Valiente, C. W. Duncan, and N. T. Zinner, [arXiv:1908.03214](https://arxiv.org/abs/1908.03214) (2019).
- [26] L. Guidoni, C. Triché, P. Verkerk, and G. Grynberg, *Phys. Rev. Lett.* **79**, 3363 (1997).
- [27] L. Sanchez-Palencia and L. Santos, *Phys. Rev. A* **72**, 053607 (2005).
- [28] A. Jagannathan and M. Duneau, *Europhys. Lett.* **104**, 66003 (2013).
- [29] J. Hou, H. Hu, K. Sun, and C. Zhang, *Phys. Rev. Lett.* **120**, 060407 (2018).
- [30] T. A. Corcovilos and J. Mittal, *Appl. Opt.* **58**, 2256 (2019).
- [31] K. Viebahn, M. Sbroscia, E. Carter, J.-C. Yu, and U. Schneider, *Phys. Rev. Lett.* **122**, 110404 (2019).
- [32] K. G. H. Viebahn, Quasicrystalline optical lattices for ultracold atoms, Ph.D. thesis, University of Cambridge, 2018.
- [33] X. Zhou, S. Jin, and J. Schmiedmayer, *New J. Phys.* **20**, 055005 (2018).
- [34] V. Khemani, D. N. Sheng, and D. A. Huse, *Phys. Rev. Lett.* **119**, 075702 (2017).
- [35] M. P. A. Fisher, P. B. Weichman, G. Grinstein, and D. S. Fisher, *Phys. Rev. B* **40**, 546 (1989).
- [36] J. K. Freericks and H. Monien, *Europhys. Lett.* **26**, 545 (1994).
- [37] M. Greiner, O. Mandel, T. Esslinger, T. W. Hänsch, and I. Bloch, *Nature (London)* **415**, 39 (2002).
- [38] W. Zwerger, *J. Opt. B: Quantum Semiclassical Opt.* **5**, S9 (2003).
- [39] W. S. Bakr, A. Peng, M. E. Tai, R. Ma, J. Simon, J. I. Gillen, S. Foelling, L. Pollet, and M. Greiner, *Science* **329**, 547 (2010).
- [40] T. Sowiński, O. Dutta, P. Hauke, L. Tagliacozzo, and M. Lewenstein, *Phys. Rev. Lett.* **108**, 115301 (2012).
- [41] D. Rossini and R. Fazio, *New J. Phys.* **14**, 065012 (2012).
- [42] T. Ohgoe, T. Suzuki, and N. Kawashima, *Phys. Rev. B* **86**, 054520 (2012).
- [43] M. Lewenstein, A. Sanpera, and V. Ahufinger, *Ultracold Atoms in Optical Lattices: Simulating Quantum Many-Body Systems* (Oxford University, New York, 2012), pp. 60–204.
- [44] C. Trefzger, C. Menotti, B. Capogrosso-Sansone, and M. Lewenstein, *J. Phys. B* **44**, 193001 (2011).
- [45] K. Aikawa, A. Frisch, M. Mark, S. Baier, A. Rietzler, R. Grimm, and F. Ferlaino, *Phys. Rev. Lett.* **108**, 210401 (2012).
- [46] M. Lu, N. Q. Burdick, and B. L. Lev, *Phys. Rev. Lett.* **108**, 215301 (2012).
- [47] S. Baier, M. J. Mark, D. Petter, K. Aikawa, L. Chomaz, Z. Cai, M. Baranov, P. Zoller, and F. Ferlaino, *Science* **352**, 201 (2016).
- [48] S. F. Caballero-Benitez and I. B. Mekhov, *New J. Phys.* **18**, 113010 (2016).
- [49] N. Dogra, F. Brennecke, S. D. Huber, and T. Donner, *Phys. Rev. A* **94**, 023632 (2016).
- [50] A. E. Niederle, G. Morigi, and H. Rieger, *Phys. Rev. A* **94**, 033607 (2016).
- [51] R. Landig, L. Hruby, N. Dogra, M. Landini, R. Mottl, T. Donner, and T. Esslinger, *Nature (London)* **532**, 476 (2016).
- [52] T. Flottat, L. de Forges de Parny, F. Hébert, V. G. Rousseau, and G. G. Batrouni, *Phys. Rev. B* **95**, 144501 (2017).
- [53] L. Landau and E. Lifshitz, *Statistical Physics, Course of Theoretical Physics Vol. 5*, 1st ed. (Addison-Wesley, Reading, MA, 1958), pp. 409–429.
- [54] D. Jaksch, C. Bruder, J. I. Cirac, C. W. Gardiner, and P. Zoller, *Phys. Rev. Lett.* **81**, 3108 (1998).
- [55] O. Dutta, M. Gajda, P. Hauke, M. Lewenstein, D.-S. Lühmann, B. A. Malomed, T. Sowiński, and J. Zakrzewski, *Rep. Prog. Phys.* **78**, 066001 (2015).
- [56] P. Repetowicz, U. Grimm, and M. Schreiber, *Phys. Rev. B* **58**, 13482 (1998).
- [57] M. C. Gutzwiller, *Phys. Rev. Lett.* **10**, 159 (1963).
- [58] M. C. Gutzwiller, *Phys. Rev.* **134**, A923 (1964).
- [59] M. C. Gutzwiller, *Phys. Rev.* **137**, A1726 (1965).
- [60] D. S. Rokhsar and B. G. Kotliar, *Phys. Rev. B* **44**, 10328 (1991).
- [61] W. Krauth, M. Caffarel, and J.-P. Bouchaud, *Phys. Rev. B* **45**, 3137 (1992).
- [62] T. Kimura, *J. Phys. Conf. Ser.* **400**, 012032 (2012).
- [63] J. Kurdestany, R. Pai, and R. Pandit, *Ann. Phys. (Leipzig)* **524**, 234 (2012).
- [64] R. Suzuki and A. Koga, *J. Phys. Soc. Jpn.* **83**, 064003 (2014).
- [65] A. L. Gaunt, T. F. Schmidutz, I. Gotlibovych, R. P. Smith, and Z. Hadzibabic, *Phys. Rev. Lett.* **110**, 200406 (2013).
- [66] F. Nogrette, H. Labuhn, S. Ravets, D. Barredo, L. Béguin, A. Vernier, T. Lahaye, and A. Browaeys, *Phys. Rev. X* **4**, 021034 (2014).
- [67] D.-S. Lühmann, *Phys. Rev. A* **94**, 011603(R) (2016).
- [68] C. Menotti, M. Lewenstein, T. Lahaye, and T. Pfau, *AIP Conf. Proc.* **970**, 332 (2008).