



Heriot-Watt University
Research Gateway

Thermochemical conversion of Napier Grass for production of renewable syngas

Citation for published version:

Said, MSM, Ghani, WAWAK, Boon, TH, Hussain, SA & Ng, DKS 2019, 'Thermochemical conversion of Napier Grass for production of renewable syngas', *Processes*, vol. 7, no. 10, 705.
<https://doi.org/10.3390/pr7100705>

Digital Object Identifier (DOI):

[10.3390/pr7100705](https://doi.org/10.3390/pr7100705)

Link:

[Link to publication record in Heriot-Watt Research Portal](#)

Document Version:

Publisher's PDF, also known as Version of record

Published In:

Processes

Publisher Rights Statement:

© 2019 by the authors. Licensee MDPI, Basel, Switzerland.

General rights

Copyright for the publications made accessible via Heriot-Watt Research Portal is retained by the author(s) and / or other copyright owners and it is a condition of accessing these publications that users recognise and abide by the legal requirements associated with these rights.

Take down policy

Heriot-Watt University has made every reasonable effort to ensure that the content in Heriot-Watt Research Portal complies with UK legislation. If you believe that the public display of this file breaches copyright please contact open.access@hw.ac.uk providing details, and we will remove access to the work immediately and investigate your claim.

Article

Thermochemical Conversion of Napier Grass for Production of Renewable Syngas

Mohamad Syazarudin Md Said ^{1,*}, Wan Azlina Wan Abdul Karim Ghani ¹, Tan Hong Boon ¹, Siti Aslina Hussain ¹ and Denny Kok Sum Ng ²

¹ Sustainable Process Engineering Research Centre (SPERC), Department of Chemical and Environmental Engineering, Faculty of Engineering, Universiti Putra Malaysia, Serdang 43400, Selangor Darul Ehsan, Malaysia; wanazlina@upm.edu.my (W.A.W.A.K.G.); hboonn90@gmail.com (T.H.B.); aslina@upm.edu.my (S.A.H.)

² School of Engineering and Physical Sciences, Heriot-Watt University Malaysia, No 1, Jalan Venna P5/2, Precinct 5, Putrajaya 62200, Malaysia; denny.ng@hw.ac.uk

* Correspondence: syazarudin@upm.edu.my

Received: 12 July 2019; Accepted: 3 September 2019; Published: 5 October 2019



Abstract: Fuel resource diversification is a global effort to deviate from non-renewable fossil fuels. Biomass has been identified as an alternative solid biofuel source due to its desirable properties and carbon neutrality. As reported in the literature, biomass can positively contribute towards combating climate change while providing alleviation for energy security issue. As part of efforts to diversify biomass resources, this work intends to explore the potential of Napier grass, one type of energy crop, for the production of renewable syngas via gasification. This energy crop is originally from Africa, which is highly productive with low cost (40 tonnes per year per hectare). Limited studies were conducted to analyze the potential of such an energy crop as a fuel source, which is the subject of this work. In order to analyze the full potential of such energy crop, the physical and chemical characteristics of this biomass was first analyzed. To determine the productivity of syngas from this biomass, fluidized bed gasifier was used in this work. The effects of gasification process parameters (i.e., equivalence ratio and temperature) on product yield and producer gas compositions were examined. Besides, the effects of equivalence ratio towards higher heating value of syngas and carbon conversion efficiency were analyzed. Based on the ultimate analysis results, the molecular formula of Napier gas was $\text{CH}_{1.56}\text{O}_{0.81}\text{N}_{0.0043}$. Meanwhile, the higher heating value of such biomass was determined as 16.73 MJ/kg, which was comparable to other biomasses. It is noted that in this work, the volatile matter was determined as 85.52% and this promoted gasification process remarkably. The dynamics of the reactions involved were observed as a significant variation in product yield and biogas components were recorded at varying equivalence ratio and gasifier operating temperature.

Keywords: energy crop; solid biofuel; renewable energy; Napier grass; gasification

1. Introduction

The increasing scarcity of conventional fossil fuels has led to diversification of energy resources. In addition, the combustion process of fossil fuels for electricity generation emits greenhouse gasses and criteria pollutants, which are harmful to both living organisms and the planet. The global carbon emission has been increasing at an alarming rate. Average annual global carbon dioxide emission from burning of fossil fuels was 3.1 GtC per year in the 1960s. Recently, the rate has recorded an increment higher than threefold where 9.4 GtC per year was emitted during 2008–2017 [1]. Combustion of finite non-renewable fossil fuels for energy production in various sectors such as transportation and industrial activities has been reported to be the main perpetrator to this worrying situation. This dire

situation prompts for cooperative and collective effort at a global scale as manifested by the Kyoto Protocol and Paris Agreement. Many countries around the world are phasing out and rendering non-renewable fossil fuels as an obsolete option for energy production.

Reducing our reliance on finite fossil fuels and exploration of potential renewable resources for energy generation have become a focus at the global scale, and Malaysia is not left behind in this worldwide trend. The initiative has gained support at the governmental level as evidenced by the introduction of the Five-Fuel Diversification Policy. Under this policy, renewable energy is included as the fifth fuel in the supply mix where utilization of abundant biomass is one of the strategies being encouraged [2,3]. According to the Malaysia Energy Commission, 100,721 ktOE of energy was supplied in 2015 where 95.5% of the energy was generated from non-renewable resources, mainly natural gas (61.7%) and crude oil (32.2%). Biomass, on the other hand, contributed a small fraction of 0.2% to the total energy supply for that year [4]. Biomass is derived from living organisms through the photosynthesis process where solar energy is converted into carbohydrates. A wide range of biomass is available that entails significant variation in their properties, characteristics and chemical compositions. In general, major constituents of biomass consist of oxygen, carbon and hydrogen. The use of biomass for energy production is considered carbon neutral due to carbon fixation process during photosynthesis [5].

Conversion processes (physical, biological, thermochemical, etc.) of the ample biomass produce renewable syngas, which provides alleviation for both energy security and global warming issues. Additionally, various types of value-added products can be produced from the conversion processes. For this purpose, a range of thermochemical conversion processes is available such as pyrolysis, gasification, liquefaction and direct combustion. The main difference between thermochemical technologies is the availability of oxygen during the process. In some applications, more than one thermochemical conversion process is combined to enhance the quality of producer gas as conducted by Alipour Moghadam, et al. [6] where both pyrolysis and air-steam gasification processes are integrated together. Four possible biomass thermochemical conversion routes for renewable energy production have been discussed and compared by Mohammed, Salmiaton, Wan Azlina, Mohammad Amran, Fakhru'l-Razi and Taufiq-Yap [5].

Thermochemical conversion of biomass produces syngas with half energy density of natural gas. The reactions involved during biomass conversion process are summarized in Table 1 [7].

Table 1. Chain of reactions involved in the biomass thermochemical process.

Eq.	Reaction	Chemical Equation	Enthalpy (Negative Value Indicates Exothermicity)
1	Combustion (complete)	$C + O_2 \rightarrow CO_2$	-283 MJ/kmol
2	Combustion (incomplete)	$C + 1/2O_2 \rightarrow CO$	-111 MJ/kmol
3	Boudouard	$C + CO_2 \leftrightarrow 2CO$	+172 MJ/kmol
4	Water-gas	$C + H_2O \leftrightarrow CO + H_2$	+131 MJ/kmol
5	Methanation	$C + 2H_2 \leftrightarrow CH_4$	-75 MJ/kmol
6	Water-gas shift	$CO + H_2O \leftrightarrow CO_2 + H_2$	-41 MJ/kmol
7	Steam-methane reforming	$CH_4 + H_2O \leftrightarrow CO + 3H_2$	+206 MJ/kmol
8	Dry reforming	$CH_4 + CO_2 \leftrightarrow 2H_2 + 2CO$	+260 MJ/kmol
9	Methanation	$C + 2H_2O \leftrightarrow CH_4 + CO_2$	+103 MJ/kmol

In Malaysia, many work related to the thermochemical conversion of biomass has been concentrated on palm oil derived biomass due to its abundance and wide availability [8,9]. In order to broaden the range of biomass utilized for renewable energy generation, which directly supports the fuel diversification policy of Malaysia, new potential renewable energy resources are being explored. Napier grass (NG) has gained considerable attention in recent years due to its desirable characteristics as potential renewable fuel. This energy crop of African origin is highly productive with low establishment

cost [10]. The annual yield is 40 tonnes per hectare with multiple harvest frequency. There is limited information on the potential of producing green energy from Napier grass reported in the literature where the works have been concentrated on using the pyrolysis conversion process [11–13].

Fluidized bed gasification has been reported to be a versatile technology for biomass conversion. Intensive mixing in the bed enhances heat and mass transfer that leads to a high reaction rate [14]. Abdoulmoumine, et al. [15] reported that operation parameters have a major influence on the kinetics of reactions involved, which directly affect yield and the quality of producer gas. To our knowledge, the potential of generating renewable fuel from gasification of Napier grass has never been conducted. It is the aim of this study to evaluate the feasibility of syngas production from Napier grass via the bench-scale gasifier system at varying operating conditions.

2. Materials and Methods

2.1. Sample Preparation

Mature Napier grass was sourced from Crops for the Future Research Centre (CFFRC), Semenyih, Selangor, Malaysia. The biomass was dried in an oven at 105 °C according to BS EN12048 standard prior to size reduction by using the Retsch rotor beater mill. The sample size was reduced to 0.2 and 2 mm and kept in air-tight plastic bags for further analysis.

2.2. Proximate Analysis of Mature Napier Grass

Proximate analysis was conducted on the shredded form of Napier grass by using a thermogravimetric analyzer (TGA; TGA/SDTA851, Mettler Toledo, Columbus, OH, USA) to determine fixed carbon, volatile matter, moisture and ash contents in Napier grass. The details of the experimental procedure can be found elsewhere [16].

2.3. Ultimate Analysis of Mature Napier Grass

An ultimate analysis was conducted to determine elemental composition of mature Napier grass by using the CHNS/O analyzer (model LECO CHN628 and 628S, St. Joseph, MI, USA) according to the ASTM D-5291 standard method.

2.4. Measurement of the Higher Heating Value of Napier Grass

The gross calorific value of mature Napier grass was measured by using the Parr 6100 oxygen bomb calorimeter (Moline, IL, USA) according to BS EN 14918.

2.5. Gasification of Napier Grass for Syngas Production

The gasification of the shredded Napier grass was conducted in a fluidized bed gasifier. The reactor was cylindrical with 370 mm high and 54 mm wide, made of stainless steel. The schematic of the experimental rig is shown in Figure 1.

The procedure began with charging the reactor with 20 g of sand as the bed material to obtain good temperature distribution, to stabilize the fluidization and to prevent coking inside the reactor. Air stream and biomass feedstock were introduced from the bottom and top of the reactor respectively as the bed temperature achieved the steady state condition. The experiment was carried out at five different temperatures between 650 °C and 850 °C at 50 °C temperature increment and three different equivalence ratio (ER; 0.2, 0.3 and 0.4).

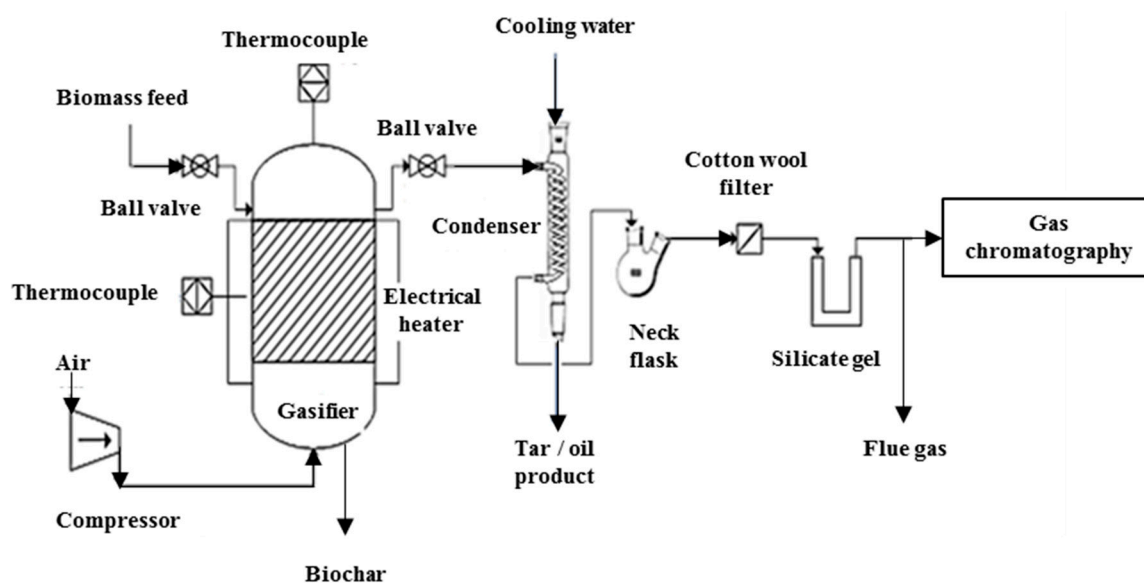


Figure 1. Process flow diagram of lab scale gasifier setup.

2.5.1. Gas Analysis

Syngas produced from gasification process were analyzed using gas chromatography (GC) (model Agilent Technologies 6890N, Mundelein, IL, USA) equipped with a thermal conductivity detector (TCD).

2.5.2. Condensed Liquid Characterization

A visually brown liquid was produced from gasification of Napier grass. Prior to characterization, the brown liquid was decanted and diluted with dichloromethane solvent (99.8%) at a volume ratio of 1:1. The mixed solvent and brown liquid product were then centrifuged at 4000 rpm for 5 min by using the Hettich EBA 21 Centrifuge (Tuttligen, Germany) to separate the organic phase from aqueous phase and char traces. The upper layer of the solution (bio-oil and solvent) was extracted and analyzed using gas chromatography mass spectrometry (GC–MS model QP2010 Plus SHIMADZU, Japan) equipped with a Zebtron ZB-5MS capillary column (30 m long, 0.25 mm inner diameter and 0.25 μm thick). The injection and detector temperatures were set at 250 $^{\circ}\text{C}$ and 200 $^{\circ}\text{C}$ respectively. The flow rate of the carrier gas, He, was 1.0 mL/min.

2.5.3. Analysis of Inorganic Compounds in Ash

The inorganic compounds in the Napier grass ash were analyzed by using an energy dispersive X-ray fluorescence spectrometer (model SHIMADZU EDX-720, Japan).

3. Results and Discussion

3.1. Proximate and Ultimate Analysis of Napier Grass Feedstock

The results of the ultimate and proximate analysis of NG and other biomasses reported in the literature are presented in Table 2. TGA was conducted at three different heating rates (5, 10 and 20 $^{\circ}\text{C}/\text{min}$) and almost similar results were produced. Therefore, the result acquired at 10 $^{\circ}\text{C}/\text{min}$ was considered for further discussion. As shown in Figure 2, NG in air atmosphere recorded a higher moisture content (8.78%) compared to the N_2 atmosphere (7.73%). The same pattern was observed for volatile matter where a high content was recorded in air (81.49%) compared to nitrogen (62.70%). This is due to the presence of oxygen in the air that promotes biomass devolatilization. In contrast, lower fixed carbon content was recorded in air atmosphere (3.54%) compared to the N_2 atmosphere (9.69%). Ash content was three times higher under N_2 as compared to air atmospheres. According to

Ptasinski [17] substantial variation in characteristics of biomass might have a direct effect on syngas composition. In addition, due to the environmental conditions and harvesting techniques, the biomass composition may vary remarkably [18].

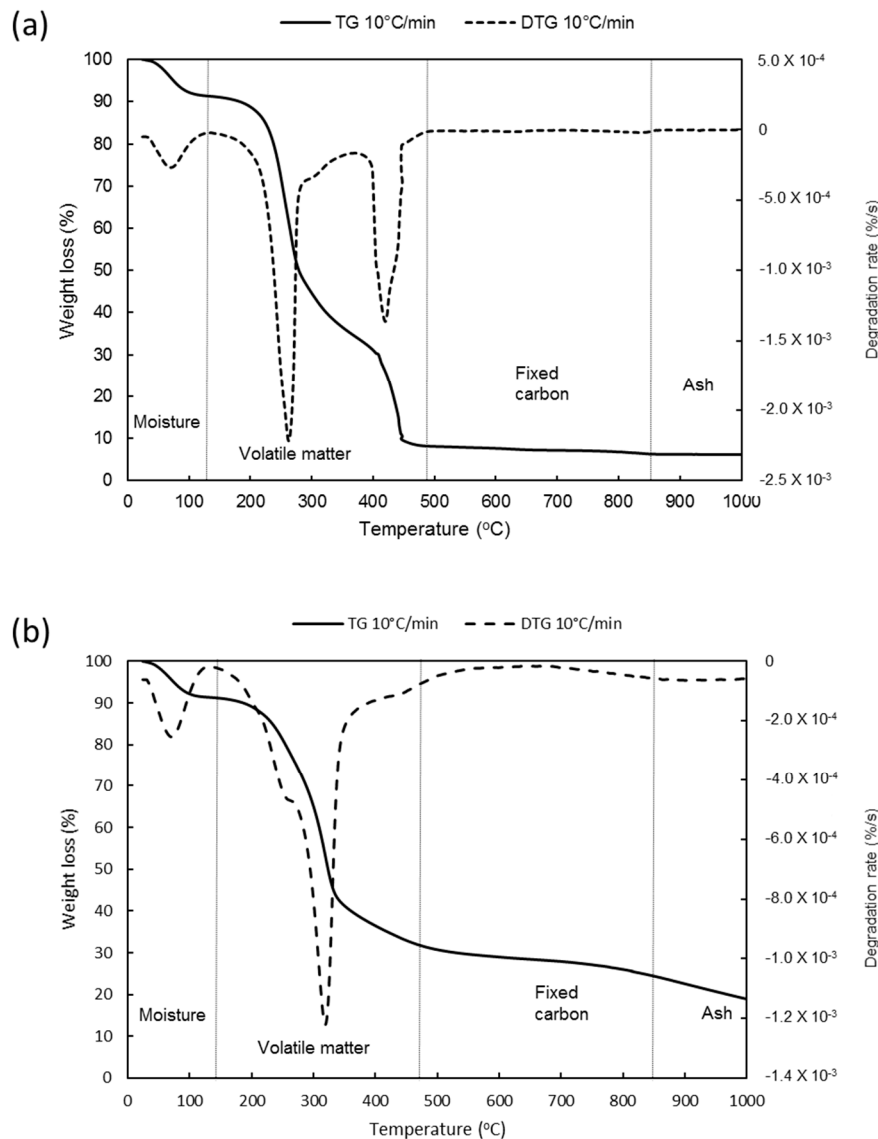


Figure 2. Proximate analysis of Napier grass in (a) air and (b) nitrogen at a constant flowrate of 25 mL/min.

NG contains a high fraction of volatile matter (>80%) and moisture (30%) but low ash content (<7%). The high content of volatile matter in the Napier grass is desirable since this feature enhances the gasification process and reduces the amount of char produced [7]. High moisture content (>40 wt%) of biomass tends to degrade the gasification performance as more energy is required in the drying process [19]. Besides, moderate fixed carbon compared to other biomasses indicates shorter burning time is required as the solid-gas combustion reactions are slower than gas-gas reactions [7].

Ultimate analysis of NG found that NG contained 48.52% oxygen, 45.10% carbon, 5.94% hydrogen, 0.45% nitrogen and 0% sulphur. These values were comparable to NG, *Miscanthus* and coconut shell reported in literature. However, in comparison to all biomasses except for the NG in literature, NG had higher oxygen but lower carbon content, indicating a lower calorific value. Higher oxygen composition (carbon-oxygen bonds) would have a significant negative effect on the heating value of biomass [20]. NG is considered as an environmentally friendly feedstock as it contains a low amount of nitrogen and

no sulphur, which may improve fuel quality and reduce toxic gas emission. The heating value of NG (16.73 MJ/kg) was comparable to coconut shell but slightly lower than other biomasses in literature because of its high level of moisture and oxygen. These desirable characteristics indicate that NG is a good solid biofuel candidate for energy generation via gasification.

Table 2. Comparison of Napier grass (NG) feedstock characteristics with various types of biomass in literature.

Property	Napier Grass (Current Study)	Napier Grass [13]	Cardoon [21]	<i>Miscanthus</i> [21]	Rubber-Wood-Sawdust [22]	Palm Kernel Shell [23]	Coconut Shell [23]
Moisture (wt%)	30.07	9.43	12.00	6.48	-	7.96	4.89
Proximate analysis (wt%, dry basis)							
Volatile matter	85.52	72.58	76.02	78.36	51.39	72.47	30.62
Fixed carbon	8.17	8.35	9.19	14.90	14.29	18.56	26.41
Ash content	6.31	9.68	14.80	6.74	22.67	8.97	42.98
Ultimate analysis (wt%, dry basis)							
C	45.10	42.40	56.01	46.97	53.40	51.63	45.24
H	5.94	5.96	6.46	5.57	6.70	5.52	5.04
N	0.45	1.71	0.99	1.37	3.10	1.89	1.46
S	0.00	0.09	0.22	0.28	0.00	0.05	0.06
O (by difference)	48.52	45.32	36.10	45.82	36.80	40.91	48.2
Calorific value (MJ/kg)	16.73	-	17.33	18.73	18.30	22.97	16.07

3.2. Inorganic Compounds in Napier Grass Ash

Table 3 compares inorganic compounds in ash of NG and other biomasses reported in literature. More than half of inorganic compounds detected in NG ash were potassium (54.39%), with some iron (15.53%), silicon (9.81%), chlorine (8.84%), calcium (8.20%) and sulphur (2.30%). The ash composition of NG in literature is rich in silicon (43.00%), potassium (30.5%), magnesium (9.90%) and phosphorus (7.20%). The differences of NG ash properties in the current study as compared to the literature were due to the fact that the trees were dependent on growth conditions and other environmental factors. The ash composition has a negative effect on the gasification performance reactor when subjected to high temperature combustion [24].

According to Obernberger and Thek [25], a high potassium content in ash causes agglomeration at high temperature, which may bring severe damage to the gasifier system. Arvelakis, et al. [26] reported that potassium content in ash could react with bed material such as silica sand and break Si–O–Si bonds to form silicates that deposit on the reactor wall and on the bed particle surface, causing agglomeration. According to Arvelakis, Gehrman, Beckmann and Koukios [26], high proportion of SiO₂ found in the ash of *Miscanthus* (62.21%) and agricultural residues (89.57%) would cause severe agglomeration when the potassium reacts with SiO₂.

Table 3. Inorganic contents in ash of Napier grass and other types of biomass.

Ash Basis (wt%)	Napier Grass (Current Study)	Olive Tree Residue [27]	EFB [28]	Napier Grass [12]	Cardoon [21]	Miscanthus [21]	Agricultural Residue [29]
K ₂ O	54.39	9.26	44.00	30.5	24.91	14.00	1.65
Fe ₂ O ₃	15.53	1.38	3.00	1.4	1.77	2.63	2.95
SiO ₂	9.81	11.84	27.00	43.0	8.34	62.21	89.57
Cl	8.84	-	5.30	-	-	-	1.30
CaO	8.20	54.82	8.00	1.9	38.33	8.32	0.77
SO ₃	2.03	-	2.70	-	-	-	-
MnO	0.44	0.10	0.11	-	-	-	-
Rb ₂ O	0.37	-	0.12	-	-	-	-
Br	0.14	-	0.018	-	-	-	-
CuO	0.10	-	0.039	-	-	-	-
ZnO	0.10	-	0.092	0.08	-	-	-
As ₂ O ₃	0.66	-	-	-	-	-	-
Al ₂ O ₃	-	2.60	0.97	<0.1	3.50	5.47	1.32
MgO	-	4.36	4.80	9.9	5.74	3.16	0.76
Na ₂ O	-	0.16	0.55	<0.01	13.08	0.53	1.15
TiO ₂	-	0.35	0.08	0.03	0.10	0.32	7.56
P ₂ O ₅	-	3.40	3.60	7.2	4.23	3.37	1.04
NiO	-	-	0.01	-	-	-	-
SrO	-	-	0.03	0.03	-	-	-
BaO	-	-	-	0.08	-	-	-

Mohammed, Salmiaton, WanAzlina and Mohamad Amran [16] stated that CaO acts as a CO₂ adsorbent where its presence might accelerate the secondary reaction and therefore improve hydrogen content in the syngas. In addition, Mahishi and Goswami [30] supported that the presence of CaO has a significant effect on hydrogen production during the gasification process at an elevated temperature. In relation to iron content, NG in the current study contains a high amount of iron, which was 15.53%. According to Lahijani and Zainal [28], magnesium, iron and calcium are good agents for reducing agglomeration. Low silica content (9.81%) was found in Napier grass in this current study and this amount was comparable to olive residues (11.84%) and cardoon (8.34%). Mohammed, Salmiaton, Wan Azlina and Mohamad Amran [16] mentioned that the combination of low silica content with reasonable amount of MgO, Fe₂O and Al₂O₃ is effective in reducing agglomeration. Furthermore, NG in the current study contained a significant amount of Cl (8.84%), which could react with potassium to form potassium chloride and subsequently promote potassium devolatilization [26].

3.3. Components of Bio-Liquid

Gasification of biomass generates bio-liquid as one of the by-products. The liquid is visually dark brown, usually comprised of water, oxygenated hydrocarbons and other hydrocarbons. Bio-liquid generated from pyrolysis and gasification can be used for fuel in direct combustion or as chemical products after further treatment processes. Table 4 presents the fraction of individual compounds detected in the bio-liquid produced from gasification of Napier grass. The liquid contains a mixture of hydrocarbon, oxygenated and nitrogenated compounds. Phosphonic acid, (p-hydroxyphenyl) was found to be the major constituent (31.94%), followed by pentane, 2,2-dimethyl (16.10%). The oxygenated compounds in bio-liquid were corrosive in nature with low pH value. Bio-liquid with high amount of oxygenated compounds should undergo further treatment such as hydrothermal processing to produce biofuels or value-added chemicals [13].

Table 4. Chemical compounds detected in bio-liquid obtained from gasification of Napier grass at 850 °C and equivalence ratio (ER) of 0.2.

Compound Name	Area (%)	Formula
Pentane, 2,2-dimethyl- (Al)	16.10	C ₇ H ₁₆
Dimethoxydimethylsilane (E)	4.01	C ₄ H ₁₂ O ₂ Si
Pentane, 3,3-dimethyl- (Al)	2.36	C ₇ H ₁₆
Cyclohexane (Al)	7.12	C ₆ H ₁₂
Pentane, 2,3-dimethyl- (Al)	1.33	C ₇ H ₁₆
Hexane, 1-chloro- (Al)	3.63	C ₆ H ₁₃ Cl
Hexane, 3-methyl- (Al)	6.09	C ₇ H ₁₆
Pyridine (N)	2.79	C ₅ H ₅ N
Pyrrole (N)	1.57	C ₄ H ₅ N
2,2-Dimethoxybutane (K)	1.41	C ₆ H ₁₄ O ₂
Phosphonic acid, (p-hydroxyphenyl)- (A)	31.94	C ₆ H ₇ O ₄ P
Phenol, 2-methyl- (P)	4.01	C ₇ H ₈ O
Phenol, 3-methyl- (P)	9.49	C ₇ H ₈ O
Total	91.85	

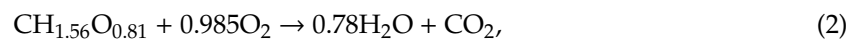
A = carboxylic acid; Al = alkane; E = ester; K = ketal; N = nitrogenated; P = phenols.

3.4. Effects of ER on the Product Yield and Composition of Producer Gas

Equivalence ratio (ER) is defined as the ratio of the amount of air supplied during the thermochemical process to the amount of air required for stoichiometric combustion of the fuel (Equation (1)). The concept of ER is applicable in gasification when air or oxygen is injected for partial combustion of the biomass feedstock. In comparison to the combustion process, which requires excess air and ER to be greater than 1 for complete fuel combustion, the range of ER for gasification is usually limited to a value below 0.4.

$$ER = (\text{Actual weight air/weight of dry biomass})/(\text{Stoichiometric air/biomass ratio}). \quad (1)$$

The formula for stoichiometric combustion with oxygen is:



where:

$$AC_{stq} = (M_{O_2} + 3.76M_{N_2})/100 \times (C/M_c + H/2M_{H_2} + S/M_s - O/M_{O_2}) = 5.12. \quad (3)$$

Taking the information below into consideration.

$$\text{Density of air, } \rho = m/V. \quad (4)$$

$$1.18 = 0.032/V. \quad (5)$$

$$V = 0.027 \text{ m}^3 = 27 \text{ liters}. \quad (6)$$

$$\text{Superficial velocity} = V/A. \quad (7)$$

$$\text{Diameter of reactor, } D = 0.054 \text{ m}. \quad (8)$$

$$\text{Surface area of reactor, } A = \pi \times (D/2)^2 = 2.29 \times 10^{-3} \text{ m}^2. \quad (9)$$

$$\text{Superficial velocity} = 3.0 \text{ L/min} \times 1 \text{ m}^3/1000 \text{ L} \times 1/2.29 \times 10^{-3} \text{ m}^2 \times 1 \text{ min}/60 \text{ s} = 0.0218 \text{ m/s}. \quad (10)$$

In this study, the ER was manipulated by varying the air flowrate while the biomass feeding rate remained unchanged. The effects of ER on product yield are shown in Figure 3. Bio-gas and bio-liquid yields recorded an upward trend with increasing ER while the bio-char demonstrated the opposite.

The ER is an indicator of the quantity of oxygen supplied to the reactor and gasification temperature under autothermal operation [29]. Higher ER leads to higher gasification temperature, accelerates oxidation reactions and leads to enhanced product quality. Conversely, lower ER limits the amount of oxygen available for gasification reactions and therefore is not a favorable condition [31].

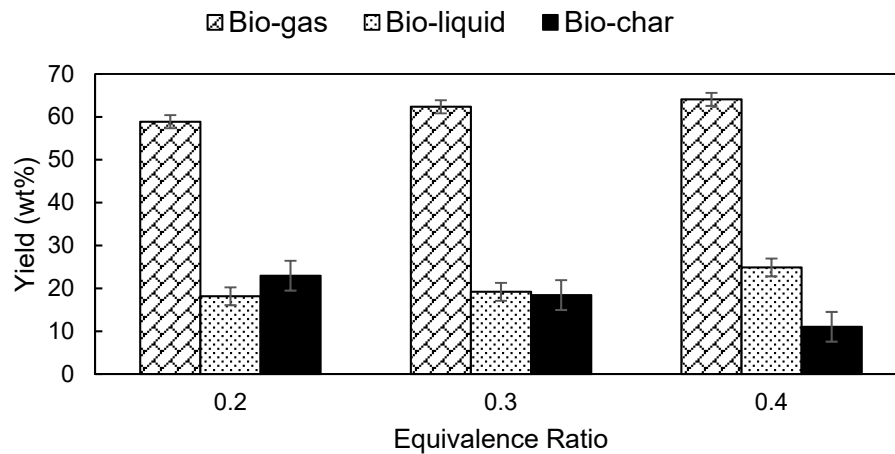


Figure 3. Effect of ER on the NG gasification product yield.

Figure 4 shows the gas composition at different ER. As ER increased from 0.20 to 0.40, H₂ and CH₄ contents in the producer gas decreased from 11.54 mol% to 8.29 mol% and 9.85 mol% to 7.09 mol% respectively. The effect of ER on gas composition is attributed to the oxidation reactions. Higher ER implies that more air (oxygen) is injected into the reactor, which in turn promotes combustion of CH₄ with O₂ while the CH₄ formation by methanation reaction is inhibited at high temperature [32]. Therefore, the volume fraction of CH₄ decreases as ER increases. Furthermore, Kuo, et al. [33] also reported that the fraction of H₂, CO and CH₄ decreases as ER increases. As the amount of oxygen supplied decreases with decreasing ER, the carbon converts to CO instead of CO₂ through oxidation and partial combustion reactions [30]. As the amount of CO increased, more CH₄ and H₂ are formed through methanation and water-gas shift reactions. Hence, higher concentration of CH₄ and H₂ are detected in producer gas at lower ER.

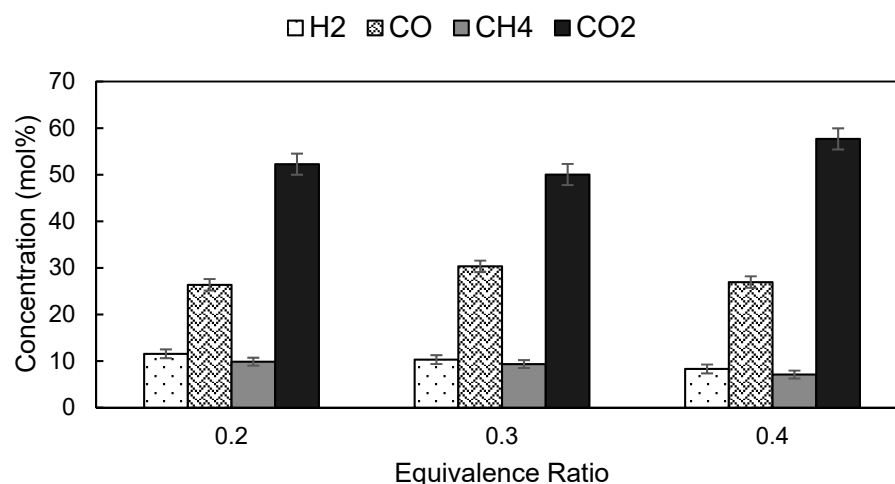


Figure 4. Effect of ER on the composition of producer gas produced from the gasification of Napier grass at a temperature of 850 °C.

At ER of 0.20, the concentration of CO and CO₂ were 26.36 mol% and 52.26 mol%, respectively. As ER increased to 0.30, the concentration of CO increased to 30.32 mol% and decreased to 26.94 mol%

as ER was further increased to 0.40. The observation is in good agreement with finding reported by Ghassemi and Shahsavan–Markadeh [34]. Meanwhile, the concentration of CO₂ decreased slightly to 50.04 mol% as ER increased to 0.3, and increased to 57.68 mol% as ER was further increased to 0.40. The phenomena could be deciphered by reversible water-gas shift and dry reforming reactions. Excess air would promote oxidation of bio-char and other combustible species and consequently leads to elevated CO₂ production.

3.5. Effects of Temperature on Product Yield and Quality of Producer Gas

In air gasification of biomass, gasification temperature is one of the crucial operating parameters, which is usually manipulated to investigate thermodynamic behavior of the reactions. Production of syngas consists of multi-step chemical reactions where temperature has significant impacts on the kinetics of the reactions involved. The influence of temperature on syngas production from the gasification of Napier grass was investigated at five different reactor temperatures (650 °C, 700 °C, 750 °C, 800 °C and 850 °C) while ER was fixed at 0.25.

The experimental results are shown in Figures 5 and 6. As observed in Figure 5, the bio-gas yield increased from 56.92 wt% to 67.56 wt% while the bio-char yield decreased from 27.40 wt% to 17.88 wt% with the rise of temperature, showing a divergent trend. The yield of bio-liquid showed an upward trend with increasing temperature and recorded a peak of 20.12 wt% at 800 °C. The yield subsequently declined as the temperature was further increased. A high operating temperature provides a conducive condition and supplies sufficient thermal energy for Boudouard, water-gas and methanation reactions, consuming more solid carbon to produce combustible gases. Furthermore, as the temperature increased from 650 °C to 800 °C, more H₂ was produced and reacted with O₂ to form water, and thus increased the yield of bio-liquid. As the temperature further increased to 850 °C, secondary reactions such as tar-cracking consume water and therefore reduce the yield of bio-liquid.

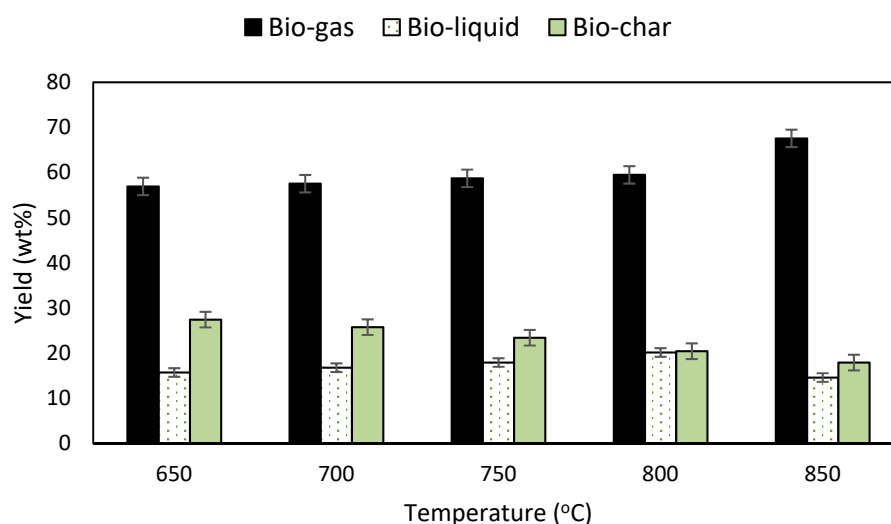


Figure 5. Effects of temperature on Napier grass gasification yield.

Figure 6 illustrates the effects of temperature on the composition of H₂, CO, CH₄ and CO₂ in the gases produced from gasification of NG at ER of 0.25. H₂ gas concentration increased remarkably from 7.31 mol% to 11.47 mol% as the operating temperature increased from 650 °C to 800 °C and dropped slightly to 10.27 mol% at 850 °C. The high operating temperature provides favorable conditions for endothermic reversible steam methane reforming, water-gas and dry reforming reactions. The production of hydrogen is enhanced as the heat absorbing reactions shift the equilibrium to the right [28].

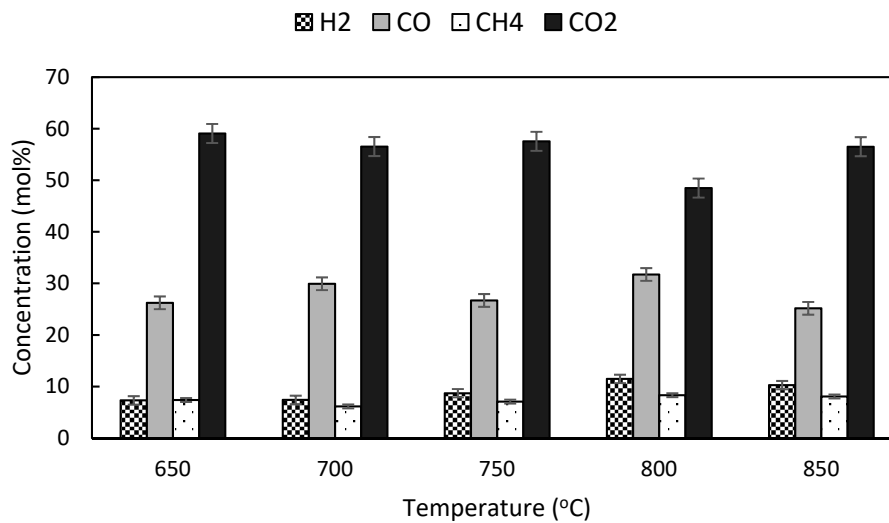


Figure 6. Effects of temperature on gas composition at ER of 0.25.

No distinctive trend can be observed for CO and CO₂ production. CO concentration increased from 26.23 mol% to 29.93 mol% as the temperature was increased from 650 °C to 700 °C. Subsequently the CO content decreased to 26.69 mol% at 750 °C and dropped further to 25.16 mol% at 850 °C. Within the gasifier operating temperature range of 650–850 °C, the recorded CO₂ concentration was within the range of 48.48–59.07 mol%. The pattern in CO₂ production at varying operating temperatures was opposite to CO. The high bed temperature stimulated complete combustion while deterring incomplete combustion processes, and accelerated solid carbon burning to produce CO₂ instead of CO.

3.6. Effects of ER on the Higher Heating Value (HHV) of Syngas and Carbon Conversion Efficiency (CCE)

The calculation of the gross calorific value or higher heating value (HHV) of Napier grass can be performed by using Equation (11) [35]. Carbon conversion efficiency (CCE) is one of the key indicators of gasification performance, which provides the information pertaining to the degree of reaction completion. CCE can be determined from carbon element content in biomass feedstock and syngas composition, and can be calculated by using Equation (12) [36].

$$\text{HHV (MJ/Nm}^3\text{)} = (\text{CO}\% \times 3018 + \text{H}_2\% \times 3052 + \text{CH}_4\% \times 9500)(0.01 \times 4.1868), \quad (11)$$

where CO%, H₂% and CH₄% are molar fraction of syngas components.

$$\text{CCE (\%)} = (1 - M_a/M_0) \times 100, \quad (12)$$

where M_a and M₀ are final and initial total mass of biomass respectively.

The use of air as a gasifying agent is cheap and widely practiced. However, the presence of abundant nitrogen in air dilutes the concentration of syngas and consequently reduces the syngas heating value. The values of producer gas HHV and biomass CCE at varying ER are summarized in Table 5. The calculation of HHV is performed for both with and without taking nitrogen content in the air into consideration. With the presence of nitrogen, the highest HHV was found at ER of 0.20, and the value decreased as ER was further increased. According to Lv, et al. [37], ER is more than just a measurement of oxygen supply. ER represents the border-line between combustion and gasification reactions in the gasification system. Jayathilake and Rudra [38] reported that lower ER values resulted in higher CH₄ and H₂ concentration. The higher amount of air supplied at higher ER promotes combustion of H₂ and CH₄ components in the syngas. In addition, CH₄ formation by methanation reaction is retarded at higher temperature that comes with higher ER. Consequently, the reduction of H₂ and CH₄ concentration in syngas at higher ER will directly reduce the HHV of the

producer gas. The findings are in good agreement with research done by Sheth and Babu [39]. Syngas HHV under N₂ free condition increased slightly from 8.72 MJ/m³ to 8.78 MJ/m³ as ER increased from 0.20 to 0.30, and decreased to 7.28 MJ/m³ with a further increase in the ER to 0.4. On the other hand, as shown in Table 5, higher CCE is achieved at higher ER. The increased amount of air supplied during gasification improves the combustion process and contact with solid carbon, thus enhances the carbon conversion rate.

The effects of varying gasification temperature on producer gas HHV and biomass CCE are presented in Table 6. The HHV appeared to be increasing with increasing temperature. A peak was recorded at a gasification temperature of 800 °C where HHV subsequently decreased with a further temperature rise. Gasification temperature had a significant effect on syngas composition, which directly influenced the HHV of producer gas. As reported by Wu, et al. [40], elevated CO₂ concentration from high temperature biomass combustion process dilutes the concentration of H₂ and CH₄, results in a lower calorific value. As depicted in Table 6, CCE demonstrates a positive correlation with gasification temperature. The highest CCE is recorded to be 82.12% at 850 °C. The findings are in good agreement with work reported by Lv, Xiong, Chang, Wu, Chen and Zhu [37]. As shown in Tables 5 and 6, the dilution of the syngas by nitrogen can degrade the HHV of the syngas by at least twofold. The syngas produced from gasification thermochemical conversion of biomass can be used to produce heat and electricity in the combined heat and power (CHP) system, internal combustion engines or other applications.

Table 5. Effects of ER on higher heating value (HHV) and carbon conversion efficiency (CCE) at a gasification temperature of 850 °C.

ER	0.20	0.30	0.40
HHV (MJ/kg)	3.37	2.68	1.99
HHV (N ₂ free) (MJ/kg)	8.72	8.78	7.28
CCE (%)	77.04	81.00	89.08

Table 6. Effects of temperature on HHV and CCE.

Temperature (°C)	650	700	750	800	850
HHV (MJ/kg)	2.42	2.29	2.70	3.37	3.07
HHV (N ₂ free) (MJ/kg)	7.19	7.43	7.81	8.95	8.51
CCE (%)	72.60	74.56	76.32	77.16	82.12

4. Conclusions

Napier grass energy crop demonstrates a good potential as a renewable solid biofuel. Its calorific value of 16.73 MJ/kg is comparable to other biomasses reported in literature. The high content of volatile matter in Napier grass is highly desirable as this feature promotes the gasification process. Thermochemical gasification of Napier grass produces syngas and value-added by-products such as bio-char and bio-liquid. The presence of a high amount of potassium in Napier grass ash might impose a further problem for the long-term operation. The dynamics of the reactions involved were observed as a significant variation in product yield and biogas components were recorded at varying ER and gasifier operating temperatures. There was a positive correlation between ER and gasification temperature with CCE. Enhancement of combustion process at elevated temperature and air supply produced CO₂ that degraded the syngas quality and resulted in low HHV. The highest HHV was recorded at a gasification temperature of 800 °C with ER of 0.2 and thus these conditions were determined as the optimum operational conditions for bench-scale gasification of Napier grass. The findings from this study were encompassed within the limited explored range and further research (scale-up) will be carried out as future development.

Author Contributions: Conceptualization, T.H.B. and W.A.W.A.K.G.; methodology, W.A.W.A.K.G. and D.K.S.N.; formal analysis, T.H.B.; investigation, T.H.B.; resources, D.K.S.N.; writing—original draft preparation, M.S.M.S. and T.H.B.; writing—review and editing, M.S.M.S. and W.A.W.A.K.G.; supervision, W.A.W.A.K.G. and S.A.H.; funding acquisition, W.A.W.A.K.G.

Funding: This research was funded by Ministry of Education Malaysia, grant number LRGS/2013/UKM/KPT.

Acknowledgments: Feedstocks provided by Crops for the Future Research Centre (CFFRC) are gratefully acknowledged.

Conflicts of Interest: The authors declare no conflict of interest.

References

1. Le Quéré, C.; Andrew, R.M.; Friedlingstein, P.; Sitch, S.; Hauck, J.; Pongratz, J.; Pickers, P.A.; Korsbakken, J.I.; Peters, G.P.; Canadell, J.G.; et al. Global Carbon Budget 2018. *Earth Syst. Sci. Data* **2018**, *10*, 2141–2194. [[CrossRef](#)]
2. Bujang, A.S.; Bern, C.J.; Brumm, T.J. Summary of energy demand and renewable energy policies in Malaysia. *Renew. Sustain. Energy Rev.* **2016**, *53*, 1459–1467. [[CrossRef](#)]
3. Rebitanim, N.Z.; Wan Ab Karim Ghani, W.A.; Rebitanim, N.A.; Amran Mohd Salleh, M. Potential applications of wastes from energy generation particularly biochar in Malaysia. *Renew. Sustain. Energy Rev.* **2013**, *21*, 694–702. [[CrossRef](#)]
4. Energy Commission. *2017 Malaysia Energy Statistics Handbook*; Suruhanjaya Tenaga (Energy Commission): Putrajaya, Malaysia, 2017.
5. Mohammed, M.A.A.; Salmiaton, A.; Wan Azlina, W.A.K.G.; Mohammad Amran, M.S.; Fakhru'l-Razi, A.; Taufiq-Yap, Y.H. Hydrogen rich gas from oil palm biomass as a potential source of renewable energy in Malaysia. *Renew. Sustain. Energy Rev.* **2011**, *15*, 1258–1270. [[CrossRef](#)]
6. Alipour Moghadam, R.; Yusup, S.; Azlina, W.; Nehzati, S.; Tavasoli, A. Investigation on syngas production via biomass conversion through the integration of pyrolysis and air–steam gasification processes. *Energy Convers Manag.* **2014**, *87*, 670–675. [[CrossRef](#)]
7. Mallick, D.; Mahanta, P.; Moholkar, V.S. Co-gasification of coal and biomass blends: Chemistry and engineering. *Fuel* **2017**, *204*, 106–128. [[CrossRef](#)]
8. Ismail, W.M.S.W.; Mohd Thaim, T.; Abdul Rasid, R. Biomass gasification of oil palm fronds (OPF) and *Koompassia malaccensis* (Kempas) in an entrained flow gasifier: A performance study. *Biomass Bioenergy* **2019**, *124*, 83–87. [[CrossRef](#)]
9. Chan, Y.H.; Quitain, A.T.; Yusup, S.; Uemura, Y.; Sasaki, M.; Kida, T. Liquefaction of palm kernel shell in sub- and supercritical water for bio-oil production. *J. Energy Inst.* **2018**, *91*, 721–732. [[CrossRef](#)]
10. Hlavsová, A.; Corsaro, A.; Raclavská, H.; Juchelková, D.; Škrobánková, H.; Frydrych, J. Syngas Production from Pyrolysis of Nine Composts Obtained from Nonhybrid and Hybrid Perennial Grasses. *Sci. World J.* **2014**, *2014*, 11. [[CrossRef](#)]
11. Suntivarakorn, R.; Treedet, W.; Singbua, P.; Teeramaetawat, N. Fast pyrolysis from Napier grass for pyrolysis oil production by using circulating Fluidized Bed Reactor: Improvement of pyrolysis system and production cost. *Energy Rep.* **2018**, *4*, 565–575. [[CrossRef](#)]
12. Strezov, V.; Evans, T.J.; Hayman, C. Thermal conversion of elephant grass (*Pennisetum Purpureum* Schum) to bio-gas, bio-oil and charcoal. *Bioresour. Technol.* **2008**, *99*, 8394–8399. [[CrossRef](#)] [[PubMed](#)]
13. Lee, M.-K.; Tsai, W.-T.; Tsai, Y.-L.; Lin, S.-H. Pyrolysis of napier grass in an induction-heating reactor. *J. Anal. Appl. Pyrol.* **2010**, *88*, 110–116. [[CrossRef](#)]
14. Farzad, S.; Mandegari, M.A.; Görgens, J.F. A critical review on biomass gasification, co-gasification, and their environmental assessments. *Biofuel Res. J.* **2016**, *3*, 483–495. [[CrossRef](#)]
15. Abdoulmoumine, N.; Kulkarni, A.; Adhikari, S. Effects of temperature and equivalence ratio on mass balance and energy analysis in loblolly pine oxygen gasification. *Energy Sci. Eng.* **2016**, *4*, 256–268. [[CrossRef](#)]
16. Mohammed, M.A.A.; Salmiaton, A.; Wan Azlina, W.A.K.G.; Mohamad Amran, M.S. Gasification of oil palm empty fruit bunches: A characterization and kinetic study. *Bioresour. Technol.* **2012**, *110*, 628–636. [[CrossRef](#)] [[PubMed](#)]
17. Ptasinski, K.J. Thermodynamic efficiency of biomass gasification and biofuels conversion. *Biofuel. Bioprod. Biorefin.* **2008**, *2*, 239–253. [[CrossRef](#)]

18. Monti, A.; Di Virgilio, N.; Venturi, G. Mineral composition and ash content of six major energy crops. *Biomass Bioenergy* **2008**, *32*, 216–223. [[CrossRef](#)]
19. Hosseini, M.; Dincer, I.; Rosen, M.A. Steam and air fed biomass gasification: Comparisons based on energy and exergy. *Int. J. Hydrog. Energy* **2012**, *37*, 16446–16452. [[CrossRef](#)]
20. Sher, F.; Pans, M.A.; Sun, C.; Snape, C.; Liu, H. Oxy-fuel combustion study of biomass fuels in a 20 kWth fluidized bed combustor. *Fuel* **2018**, *215*, 778–786. [[CrossRef](#)]
21. Karampinis, E.; Vamvuka, D.; Sfakiotakis, S.; Grammelis, P.; Itskos, G.; Kakaras, E. Comparative study of combustion properties of five energy crops and Greek lignite. *Energy Fuels* **2012**, *26*, 869–878. [[CrossRef](#)]
22. Ghani, W.A.W.A.K.; Mohd, A.; da Silva, G.; Bachmann, R.T.; Taufiq-Yap, Y.H.; Rashid, U.; Ala'a, H. Biochar production from waste rubber-wood-sawdust and its potential use in C sequestration: Chemical and physical characterization. *Ind. Crop. Prod.* **2013**, *44*, 18–24. [[CrossRef](#)]
23. Wan Ab Karim Ghani, W.; Moghadam, R.A.; Salleh, M.; Alias, A. Air gasification of agricultural waste in a fluidized bed gasifier: Hydrogen production performance. *Energies* **2009**, *2*, 258–268. [[CrossRef](#)]
24. González-Vázquez, M.P.; García, R.; Gil, M.V.; Pevida, C.; Rubiera, F. Unconventional biomass fuels for steam gasification: Kinetic analysis and effect of ash composition on reactivity. *Energy* **2018**, *155*, 426–437. [[CrossRef](#)]
25. Obernberger, I.; Thek, G. Physical characterisation and chemical composition of densified biomass fuels with regard to their combustion behaviour. *Biomass Bioenergy* **2004**, *27*, 653–669. [[CrossRef](#)]
26. Arvelakis, S.; Gehrmann, H.; Beckmann, M.; Koukios, E.G. Preliminary results on the ash behavior of peach stones during fluidized bed gasification: Evaluation of fractionation and leaching as pre-treatments. *Biomass Bioenergy* **2005**, *28*, 331–338. [[CrossRef](#)]
27. Cuenca, J.; Rodríguez, J.; Martín-Morales, M.; Sánchez-Roldán, Z.; Zamorano, M. Effects of olive residue biomass fly ash as filler in self-compacting concrete. *Constr. Build. Mater.* **2013**, *40*, 702–709. [[CrossRef](#)]
28. Lahijani, P.; Zainal, Z.A. Gasification of palm empty fruit bunch in a bubbling fluidized bed: A performance and agglomeration study. *Bioresour. Technol.* **2011**, *102*, 2068–2076. [[CrossRef](#)] [[PubMed](#)]
29. Ghani, W.; Alias, A.; Savory, R.; Cliffe, K. Co-combustion of agricultural residues with coal in a fluidised bed combustor. *Waste Manag.* **2009**, *29*, 767–773. [[CrossRef](#)]
30. Mahishi, M.R.; Goswami, D.Y. An experimental study of hydrogen production by gasification of biomass in the presence of a CO₂ sorbent. *Int. J. Hydrog. Energy* **2007**, *32*, 2803–2808. [[CrossRef](#)]
31. Miccio, F.; Moersch, O.; Spliethoff, H.; Hein, K.R.G. Generation and conversion of carbonaceous fine particles during bubbling fluidised bed gasification of a biomass fuel. *Fuel* **1999**, *78*, 1473–1481. [[CrossRef](#)]
32. Guo, F.; Dong, Y.; Zhang, T.; Dong, L.; Guo, C.; Rao, Z. Experimental Study on Herb Residue Gasification in an Air-Blown Circulating Fluidized Bed Gasifier. *Ind. Eng. Chem. Res.* **2014**, *53*, 13264–13273. [[CrossRef](#)]
33. Kuo, J.-H.; Lin, C.-L.; Wey, M.-Y. Effect of agglomeration/defluidization on hydrogen generation during fluidized bed air gasification of modified biomass. *Int. J. Hydrog. Energy* **2012**, *37*, 1409–1417. [[CrossRef](#)]
34. Ghassemi, H.; Shahsavan-Markadeh, R. Effects of various operational parameters on biomass gasification process; a modified equilibrium model. *Energy Convers. Manag.* **2014**, *79*, 18–24. [[CrossRef](#)]
35. Xiao, R.; Zhang, M.; Jin, B.; Huang, Y.; Zhou, H. High-temperature air/steam-blown gasification of coal in a pressurized spout-fluid bed. *Energy Fuels* **2006**, *20*, 715–720. [[CrossRef](#)]
36. Hernández, J.J.; Aranda-Almansa, G.; Bula, A. Gasification of biomass wastes in an entrained flow gasifier: Effect of the particle size and the residence time. *Fuel Process. Technol.* **2010**, *91*, 681–692. [[CrossRef](#)]
37. Lv, P.M.; Xiong, Z.H.; Chang, J.; Wu, C.Z.; Chen, Y.; Zhu, J.X. An experimental study on biomass air-steam gasification in a fluidized bed. *Bioresour. Technol.* **2004**, *95*, 95–101. [[CrossRef](#)] [[PubMed](#)]
38. Jayathilake, R.; Rudra, S. Numerical and Experimental Investigation of Equivalence Ratio (ER) and Feedstock Particle Size on Birchwood Gasification. *Energies* **2017**, *10*, 1232. [[CrossRef](#)]
39. Sheth, P.N.; Babu, B.V. Experimental studies on producer gas generation from wood waste in a downdraft biomass gasifier. *Bioresour. Technol.* **2009**, *100*, 3127–3133. [[CrossRef](#)]
40. Wu, C.Z.; Yin, X.L.; Ma, L.L.; Zhou, Z.Q.; Chen, H.P. Operational characteristics of a 1.2-MW biomass gasification and power generation plant. *Biotechnol. Adv.* **2009**, *27*, 588–592. [[CrossRef](#)]

