



Heriot-Watt University  
Research Gateway

## Experimental study on the spinning geometry of multi- thread fancy yarn on hollow-spindle spinning machines: Part II

### Citation for published version:

Alshukur, M & Yurchenko, D 2019, 'Experimental study on the spinning geometry of multi- thread fancy yarn on hollow-spindle spinning machines: Part II', *International Journal of Clothing Science and Technology*, vol. 31, no. 4, pp. 454-461. <https://doi.org/10.1108/IJCST-05-2017-0065>

### Digital Object Identifier (DOI):

[10.1108/IJCST-05-2017-0065](https://doi.org/10.1108/IJCST-05-2017-0065)

### Link:

[Link to publication record in Heriot-Watt Research Portal](#)

### Document Version:

Peer reviewed version

### Published In:

International Journal of Clothing Science and Technology

### Publisher Rights Statement:

Copyright © 2019, Emerald Publishing Limited

Alshukur, M. and Yurchenko, D. (2019), "Experimental study on the spinning geometry of multi-thread fancy yarn on hollow-spindle spinning machines", *International Journal of Clothing Science and Technology*, Vol. 31 No. 4, pp. 454-461

### General rights

Copyright for the publications made accessible via Heriot-Watt Research Portal is retained by the author(s) and / or other copyright owners and it is a condition of accessing these publications that users recognise and abide by the legal requirements associated with these rights.

### Take down policy

Heriot-Watt University has made every reasonable effort to ensure that the content in Heriot-Watt Research Portal complies with UK legislation. If you believe that the public display of this file breaches copyright please contact [open.access@hw.ac.uk](mailto:open.access@hw.ac.uk) providing details, and we will remove access to the work immediately and investigate your claim.



Emerald

International Journal  
of Clothing Science  
and Technology

**Experimental study on the spinning geometry of multi-  
thread fancy yarn on hollow-spindle spinning machines:  
Part II**

Journal:	<i>International Journal of Clothing Science and Technology</i>
Manuscript ID	IJCST-05-2017-0065
Manuscript Type:	Research Paper
Keywords:	fancy yarn, helical geomerty, hollow-spindle system, rotational speed, spinning zone

SCHOLARONE™  
Manuscripts

## Experimental study on the spinning geometry of multi-thread fancy yarn on hollow-spindle spinning machines: Part II

### Structured Abstract

#### Purpose

This study aims to define the relationships between the structure of multi-thread fancy yarns and the combination of the rotational speed and thickness and stiffness of the effect component.

#### Design/methodology/approach

To do so, two groups of fancy yarns were made using stiff and soft effect threads and at six different machine settings.

#### Findings

It was found that a stiff effect thread was suitable to make fancy yarns at low rotational speeds, while the thickness of the effect threads was more important than its stiffness at low number of wraps. Additionally, even when using the same number of wraps and the overfeed ratio, a bouclé yarn, a gimp yarn, a wavy yarn or a loop yarn may results if the thickness and stiffness of the effect thread and the rotational speed were all controlled properly.

#### Originality/value

This study helps fancy yarn spinners to determine the type of final fancy yarns by controlling the geometry of the first spinning zone.

**Key words:**

fancy yarn; helical geometry; hollow-spindle system; rotational speed; spinning zone.

**1. Introduction**

The desire to make distinctive, fashionable fancy yarns created the momentum for inventors to invent new methods for making fancy yarns, such as using the rotor-spinning system to create fancy yarns (Kwasniak and Peterson, 1997, Pouresfandiari, 2003). It also gave momentum to researchers to conduct studies on the technologies, already available in the market and can be used to make fancy yarns. Those researchers helped providing a better understanding of those technologies and published new findings about the influence of the technological factors of the machines on the related fancy yarns. Some of those studies were conducted on the hollow-spindle system to study one factor at a time (Alshukur and Sun, 2016, Alshukur and Fotheringham, 2014, Baoyu and Oxenham, 1994, Lawrence et al., 1985), two factors or combination of factors at one time (Petrulyte and Petrulis, 2014, Ragaisiene, 2009a, Ragaisiene, 2009b, Alshukur and Fotheringham, 2015); others were conducted on the ring system (Grabowska, 2010, Grabowska et al., 2006) or the combined system (Nergis and Candan, 2007).

Due to the high number of fancy yarns available commercially and the absence of standards to assess them objectively, the quality and the structure of fancy yarns were the subject of a study published recently (Alshukur, 2013a). This study established new and universal methods and concepts, called the quality parameters of fancy yarns, to

1  
2  
3 quantify and assess the structure and quality of several types of fancy yarns objectively.  
4  
5 Those fancy yarns can be loop yarns, bouclé yarns, button yarns, knob yarns, slub yarns,  
6  
7 eccentric yarns, cloud yarns, stripe yarns, snarl yarns, tape yarns, gimp yarns, nepp  
8  
9 yarns and all derivatives of such fancy yarns. Those quality parameters of fancy yarn  
10  
11 were the Size (or Area) of Fancy Profile, the Number of Fancy Profiles, the Circularity  
12  
13 Ratio of Fancy Profile, the Shape Factor of Fancy Yarn and the Relative Shape Index of  
14  
15 Fancy Yarn (Alshukur, 2013a). Those concepts were applied on several types of fancy  
16  
17 yarns and on several studies (Alshukur, 2013b, Alshukur and Fotheringham, 2014,  
18  
19 Alshukur and Fotheringham, 2015, Alshukur and Sun, 2016).

20  
21  
22  
23 Recently, a new study was published to provide an analytical understanding to the  
24  
25 structure of several types of multi-thread fancy yarns (Alshukur and Gong, 2017). Due  
26  
27 to its importance, however, providing analytical understanding to fancy yarn  
28  
29 manufacture and the technologies used to make them (Pouresfandiari, 2003, Matsumoto  
30  
31 et al., August 2002) is more useful than merely statistical studies. So, this study was  
32  
33 conducted to study the spinning zone of hollow-spindle machines analytically. In Part I  
34  
35 of this article, the influence of the overfeed ratio and the rotational speed on the  
36  
37 spinning geometry of the multi-thread fancy yarn, the formation of helices from the  
38  
39 effect thread and the influence of the rotational speed on the structure of those fancy  
40  
41 yarns were revealed. To complete this research, Part II of this article was conducted to  
42  
43 understand the influence of the rotational speed and thickness and stiffness of the effect  
44  
45 thread on the fancy yarn structure.  
46  
47  
48  
49  
50  
51  
52  
53

## 54 **2. Machine Settings, Materials and Methods**

55  
56  
57 In this experiment (IV), the supply speed (SS) = 50 m/min while the delivery speed  
58  
59  
60

1  
2  
3 (DS) =30 m/min, so the overfeed ratio  $\eta=50/30=1.66$  (i.e.  $\eta\%=166\%$ ). The values of the  
4 rotational speed (RS) increased incrementally from 3000 to 8000 rpm as shown in Table  
5  
6  
7 1. So, the number of wraps (W) changed, according to the changes made to RS, from  
8  
9 100 to 266 wpm. Two groups of fancy yarns were made to show the influence of  
10  
11 stiffness and thickness of the effect thread on the results. For those two groups, the core  
12  
13 thread was a 67 tex spun thread of mixed fibres, i.e. wool/angora/polyamide  
14  
15 (60%/20%/20%). The binder thread was a nylon multi-filament (14.5 tex/77).  
16  
17  
18

19  
20 The effect component used to make Group I of fancy yarns was a 83 tex lambswool  
21  
22 thread. It had an average value of bending stiffness  $B=0.711 \text{ g}\cdot\text{mm}^2$  and a standard  
23  
24 deviation  $SD=0.318 \text{ g}\cdot\text{mm}^2$ . These values of bending stiffness were measured by  
25  
26 considering the thread as a beam bending under its own weight. In Group II of fancy  
27  
28 yarns, the effect component was a wool plied thread of linear density R118 tex/2. Its  
29  
30 bending rigidity was  $B=4.20 \text{ g}\cdot\text{mm}^2$  and  $SD=1.13 \text{ g}\cdot\text{mm}^2$ . The input threads were stored  
31  
32 in standard atmospheric conditions to reduce the influence of moisture content and  
33  
34 temperature.  
35  
36  
37

38  
39 The resulting fancy yarns were conditioned in a standard atmosphere according to the  
40  
41 British Standard (BS EN ISO 139:2005). Following this, they were systematically  
42  
43 sampled then tested, in accordance with the methods reported previously (Alshukur,  
44  
45 2013b, Alshukur, 2013a). The fancy yarn qualities measured were the size of fancy  
46  
47 profile ( $\text{mm}^2$ ) and the number of fancy profiles per unit length of the final fancy yarn.  
48  
49 15 specimens were used to count the number of the fancy profiles per one decimetre of  
50  
51 the ultimate fancy yarns. Sampling pitch was 1 metre for this procedure. 16 specimens  
52  
53 were sampled randomly to account for the size of fancy profile. Sampling pitch was 50  
54  
55 cm for this procedure. The structure of the fancy yarn was assessed using the size and  
56  
57 number of fancy profiles. The fancy profiles, which were measured, were bouclé  
58  
59  
60

1  
2  
3 profiles, loops and semi-bouclé profiles (i.e. elongated loops, u-shaped profiles and  
4  
5 sinusoidal, narrow wavy profiles). The size of fancy profile was measured using digital  
6  
7 image software (AnalySIS FIVE) which was associated with a digital microscope.  
8  
9

### 14 **3. Results and Discussion**

15  
16  
17 The observations and comments about the first spinning zone are shown in Table 1. One  
18  
19 important observation was the inability of both effect threads, the thin and the thick, to  
20  
21 make any fancy yarn at the first machine setting. Another important observation was the  
22  
23 inability of the thinner, softer effect thread (83 tex lambswool) to make a fancy yarn at  
24  
25 the second machine setting. The yarns made are shown in Figure 1. This figure also  
26  
27 shows that the wraps of the fancy yarn made at machine setting 6 were excessive, in  
28  
29 particular for yarn II-6 which had the thick effect component. Table 2 gives the  
30  
31 numerical results of testing all fancy yarns. Those results were shown in Figure 2,  
32  
33 Figure 3, and Figure 4 for ease of comparison.  
34  
35  
36

37  
38 Figure 2 shows that the size of fancy profile decreased with increasing the rotational  
39  
40 speed. It also decreased by increasing the thickness of the effect thread. Further, Figure  
41  
42 3 shows that the variation in the size of fancy profile had a negative relationship with  
43  
44 the rotational speed as shown in Figure 3. Furthermore, excessively high variability in  
45  
46 the area of fancy profile resulted when using the thin effect thread and RS=5000 rpm  
47  
48 (yarn I-5). However, the difference in thickness of the input effect threads did not affect  
49  
50 this variability at higher levels of the rotational speed. Figure 4 shows that increasing  
51  
52 the rotational speed resulted in increasing the number of fancy profiles. So, the  
53  
54 reduction in the size of the profiles was a result of the increase in their number when the  
55  
56  
57  
58  
59  
60

1  
2  
3 rotational speed was increased. Figure 4 also shows that except for  $RS \geq 7000$  rpm, the  
4  
5 thicker effect thread resulted in more fancy profiles than the thinner effect thread.  
6

7  
8 Those results were understood technologically as follows. The failure of the effect  
9  
10 thread to form helices in the first spinning zone meant the inability to make a fancy  
11  
12 yarn. Both effect threads failed to form helices at  $RS = 3000$  rpm as they flexed and fell  
13  
14 down due to gravity. They formed extremely large and irregular arcs. Further, the  
15  
16 whirling of the arcs, because of the rotational motion, was not regular.  
17

18  
19 Dynamically, each thread section was subject to several forces. These forces were the  
20  
21 gravitational force ( $G$ ), air drag ( $A$ ) and the centripetal force ( $F_c$ ). Further, in the steady-  
22  
23 state rotation, the centrifugal force was balanced by the centripetal force.  $G$  results from  
24  
25 the weight of the effect thread section in the spinning zone. The rotational motion  
26  
27 causes  $F_c$ . The value of this force depends on the mass of these thread sections, radius of  
28  
29 the thread helix and rotational speed. Air drag is related to several factors, amongst  
30  
31 which are mass and inertia of the thread. The impact of gravitational force and air drag  
32  
33 at  $RS = 3000$  rpm was stronger than the centripetal force; otherwise the effect threads  
34  
35 would not have fallen down to form large arcs. Instead, they would have formed helices.  
36  
37 Air drag was also responsible for the uneven whirling of the arcs. Consequently, taking  
38  
39 into account the materials used,  $RS = 3000$  rpm was not suitable to make any type of  
40  
41 fancy yarn. When  $RS = 4000$  rpm the thin, soft effect thread in Group I flexed more than  
42  
43 required and collapsed due to gravity. Therefore, no helices and no fancy yarns resulted.  
44  
45 In contrast, the effect thread of Group II was thicker and stiffer, thus its stiffness  
46  
47 prevented it from flexing toward the ground. Instead, approximately 4 helices have  
48  
49 formed from it; thus, a fancy yarn has formed.  
50  
51  
52  
53

54  
55 The calculations proved that  $F_c$  was greater than  $G$  as follows. Considering an  
56  
57 infinitesimally small section  $dl$  of the effect thread, having a linear mass  $m$ . Initially, it  
58  
59  
60



1  
2  
3 was required to compare its weight  $G$  (gravitational force) with the  $F_c$ . Since  $dG=mgdl$   
4  
5 while  $dF_c=m\omega^2dl$  and for simplicity, it was easier to compare the gravitational  
6  
7 acceleration  $g=9.80665 \text{ m/s}^2$  with the centripetal acceleration  $a_c=r\omega^2$ .  $\omega=2\pi RS$  is the  
8  
9 angular velocity (measured in radians per second). The radius  $r$  was calculated  
10  
11 depending on Equation 5 of Part I of this article, and it was  $r = \frac{40\sqrt{1.66^2-1}}{2\pi \times 4} = 2.11 \text{ mm}$ .  
12  
13 Therefore,  $a_c = 2.11(2\pi \times 4000/60)^2 = 370518 \text{ mm/s}^2 \gg 9806.65 \text{ mm/s}^2$ . Consequently,  
14  
15 the gravitational force was neglected. For simplicity, air drag was also neglected at this  
16  
17 stage of investigation.  
18  
19

20  
21 Considering Figure 2 and Figure 4, the fancy yarns made using the thinner and softer  
22  
23 effect thread resulted in a lower number of larger fancy profiles comparing with the  
24  
25 thicker and stiffer effect thread. The differences in those fancy yarn qualities for the two  
26  
27 groups of fancy yarns were related to the differences in the number of helices in the  
28  
29 spinning zone. Such a number was always greater for the stiffer effect thread, whenever  
30  
31  $RS < 7000 \text{ rpm}$  which made the helices touching the core thread. Since  $F_c \gg G$ ,  $G$  was  
32  
33 neglected. The key force was thus the centripetal force. The higher the mass of the  
34  
35 effect-thread section (in the spinning zone) the higher the centripetal force. It has been  
36  
37 shown that the narrower helices were always associated with higher number of helices  
38  
39 (reference to Part I of this article). Consequently, the heavier effect thread had been  
40  
41 subjected to higher  $F_c$  which made more narrow helices, in comparison with the lighter  
42  
43 effect thread. Such a relationship was true up to a critical level of the rotational speed  
44  
45 ( $RS \approx 7000 \text{ rpm}$  for this experiment) where it started to change. At this level, there was a  
46  
47 cross over in the visual trends, in particular the trends of number of fancy profiles  
48  
49 (Figure 4). The reasons for the change in the trends were thought to be as follow: the  
50  
51 overfeed ratio was relatively low, i.e.  $\eta=166 \%$  and it was insufficient to make relatively  
52  
53 wider helices at the high levels of  $RS$ . The helices at these high levels of  $RS$  were  
54  
55  
56  
57  
58  
59  
60

1  
2  
3 touching the core thread, thus could no longer be any narrower. When the effect helices  
4  
5 became touching the core thread, the thinner effect thread made helices having a  
6  
7 narrower radius, even when the number of helices was similar to that of the stiffer and  
8  
9 thicker effect thread. Consequently, relatively smaller fancy profiles resulted from a  
10  
11 thinner effect thread at high rotational speeds.  
12

13  
14 It was shown that the number of helices was not stable for the thicker, stiffer effect  
15  
16 thread. These changes may have been related to local variability of bending stiffness of  
17  
18 this thread. This thread was a two-ply thread and its cross-section had distinctive  
19  
20 length and width. The value of bending stiffness changes according to the direction of  
21  
22 bending (i.e. the length or width of the cross-section). The value of bending stiffness is  
23  
24 high if it is measured in the length of the cross-section. However, it is lower when  
25  
26 considering the width of the same cross-section. These changes are related to the  
27  
28 differences in the value of the second moment of inertia ( $I$ ) of the cross-section. While  
29  
30 making the fancy yarns, on a hollow spindle machine, the plied effect thread randomly  
31  
32 changes the spatial direction of its cross-section. This thread bends more in the direction  
33  
34 of width of its cross-section, thus it may form more helices. The opposite happens when  
35  
36 the effect thread bends in the direction of length of its cross-section, thus it may form  
37  
38 lower number of helices.  
39  
40  
41  
42

43  
44 The variation in the size of fancy profile decreased when RS was increasing (Figure 3).  
45  
46 At  $RS \geq 6000$  rpm, the variability in the size of any profile was approximately similar to  
47  
48 both groups of fancy yarns. These changes were related to the changes made to W.  
49  
50 Since W was allowed to change with RS in this experiment, high W corresponded to  
51  
52 high level of RS. When there were more wraps, the distance between the wraps became  
53  
54 shorter. This may reduce the space margin available for the bases of fancy profiles to  
55  
56 form. Consequently, lower variation in the Size of Fancy Profile has resulted.  
57  
58  
59  
60

#### 4. Conclusions

Based on the materials, machine settings, and the results of the previous experiment, it was concluded that:

- stiffer effect threads were suitable to make multi-thread fancy yarns at lower rotational speed of 3000 rpm when a softer thread was incapable of doing so.
- when the number of wraps was not excessive, the thickness of the effect thread was more important than its stiffness to define the type of the effect profiles. For example, a thin effect thread resulted in a lower number of large fancy projections.
- when the number of wraps became excessively high, the contributions of the thickness and stiffness of the effect threads, to the structure of multi-thread fancy yarn, became negligible.
- types of the fancy yarn made was related to characteristics of the effect-thread helices as follow:
  - when the helices were touching to the core thread, a spiral yarn has resulted.
  - when the helices were slightly apart from the core thread and not touching it, and the distance between them was less than a diameter of the effect thread, a gimp yarn has resulted.
  - when the helices were not touching to the core thread, and the distance between them was more than a diameter of the effect thread, a bouclé yarn has resulted.

- 1  
2  
3       ○ when there was small loop formation from the effect thread in the first  
4 spinning zone, a loop yarn has resulted. However,  
5  
6  
7       ○ when there was large loop formation in the first spinning zone, a  
8 defective bouclé yarn structure has resulted due to extremely large and  
9 circular-shaped projections. The number of the defects was related to the  
10 number of the loops while the size of the loops defined the size of the  
11 defects.  
12  
13  
14  
15  
16  
17  
18  
19       • at excessively high rotational speeds it became difficult to make a bouclé yarn,  
20 for a specific overfeed ratio, due to the changes in the effect-thread helices in the  
21 first spinning zone. There were several types of fancy yarn which resulted, i.e.  
22 gimp yarns, spiral yarns, wavy yarns or overfed fancy yarns. However, to make  
23 a bouclé yarn, a possible solution to this problem is to increase the overfeed  
24 ratio. However, increasing the overfeed ratio makes heavier fancy yarns and  
25 increases the costs. It may also affect the quality of the product negatively.  
26  
27  
28  
29  
30  
31  
32  
33  
34  
35  
36  
37  
38  
39  
40  
41  
42

#### 43 Reference

44 ALSHUKUR, M. 2013a. The Quality of Fancy Yarn: Part I: Methods and Concepts.

45 *International Journal of Textile and Fashion Technology*, 3, 11-24.

46 ALSHUKUR, M. 2013b. The Quality of Fancy Yarn: Part II: Practical Experiments and

47 Application. *International Journal of Textile and Fashion Technology*, 3, 25-38.  
48  
49  
50  
51  
52  
53  
54  
55  
56  
57  
58  
59  
60

- 1  
2  
3 ALSHUKUR, M. & FOTHERINGHAM, A. 2014. Role of false twist in the  
4 manufacturing process of multi-thread fancy yarn on hollow spindle spinning  
5 machines. *Journal of The Textile Institute*, 105, 42-51.  
6  
7  
8  
9  
10 ALSHUKUR, M. & FOTHERINGHAM, A. 2015. Quality and structural properties of  
11 gimp fancy yarns using the Design of Experiments. *Journal of The Textile*  
12 *Institute*, 106, 490-502.  
13  
14  
15  
16 ALSHUKUR, M. & GONG, R. H. 2017. Structural Modelling of Multi-thread Fancy  
17 Yarn. *International Journal of Clothing Science and Technology*, accepted.  
18  
19  
20  
21 ALSHUKUR, M. & SUN, D. 2016. Effect of core thread tension on structure and  
22 quality of multi-thread bouclé yarn. *Indian Journal of Fibre & Textile Research*,  
23 41, 367-372.  
24  
25  
26  
27 BAOYU, Z. & OXENHAM, W. 1994. Influence of Production Speed on the  
28 Characteristics of Hollow Spindle Fancy Yarns. *Textile Research Journal*, 64,  
29 380-387.  
30  
31  
32  
33  
34 GRABOWSKA, K. E. 2010. Comparative analysis of Fancy Yarns Produced on a Ring  
35 Twisting System. *Fibres & Textiles in Eastern Europe*, 18, 36-40.  
36  
37  
38  
39 GRABOWSKA, K. E., VASILE, S., LANGENHOVE, L. V., CIESIELSKA, I. L. &  
40 BARBURSKI, M. 2006. The Influence of Component Yarns' Characteristics and  
41 Ring Twisting Frame Setting on the Structure and Properties of Spiral, loop and  
42 Bunch Yarns. *Fibres & Textiles in Eastern Europe*, 14, 38-41.  
43  
44  
45  
46  
47 KWASNIAK, J. & PETERSON, E. 1997. The Formation and Structure of Fancy Yarns  
48 Produced by a Pressurized-air Method. *Journal of the Textile Institute*, 88, 174-  
49 184.  
50  
51  
52  
53  
54 LAWRENCE, C. A., COOKE, W. D. & SUSUTOGLU, M. 1985. Studies of Hollow  
55 Spindle Wrap Spun Yarns. *Melliand Textilberichte [Eng. Ed.]*, 66, E350-E354.  
56  
57  
58  
59  
60

- 1  
2  
3 MATSUMOTO, Y.-I., FUSHIMI, S., SAITO, H., SAKAGUCHI, A., TORIUMI, K.,  
4  
5 NISHIMATSU, T., SHIMIZU, Y., SHIRAI, H., MOROOKA, H. & GONG, H.  
6  
7 August 2002. Twisting Mechanisms of Open-End Rotor Spun Hybrid Yarns.  
8  
9 *Textile Research Journal*, 72, 735-740.  
10  
11 NERGIS, B. U. & CANDAN, C. 2007. Performance of Rib Structures from Boucle  
12  
13 Yarns. *Fibres & Textiles in Eastern Europe*, 15, 50.  
14  
15  
16 PETRULYTE, S. & PETRULIS, D. 2014. Influence of Twisting on Linen Fancy Yarn  
17  
18 Structure. *Journal of Natural Fibers*, 11, 74-86.  
19  
20  
21 POURESFANDIARI, F. 2003. New Method of Producing Loop Fancy Yarns on a  
22  
23 Modified Open-End Rotor Spinning Frame. *textile Research Journal*, 73, 209-  
24  
25 215.  
26  
27  
28 RAGAI SIENE, A. 2009a. Influence of Overfeed and Twist on fancy Yarns structure.  
29  
30 *Materials Science*, 15, 178-182.  
31  
32 RAGAI SIENE, A. 2009b. Interrelation between the Geometrical and Structural Indices  
33  
34 of Fancy Yarns and their Overfeed and Twist. *Fibres & Textiles in Eastern*  
35  
36 *Europe*, 17, 26-30.  
37  
38  
39  
40  
41  
42  
43  
44  
45  
46  
47  
48  
49  
50  
51  
52  
53  
54  
55  
56  
57  
58  
59  
60

## Tables

Table 1: Machine Settings and Observations Related to this Article

DS=30m/min, SS=50 m/min				
Machine settings	Rotational speed RS rpm	Number of wraps wpm	Group I : lambswool 83 tex B=0.711 g·mm <sup>2</sup>	Group II : wool R118tex/2 B=4.20 g·mm <sup>2</sup>
1	3000	100	No regular formation of helices- no fancy yarns	No regular formation of helices- no fancy yarns
2	4000	133	No regular formation of helices- no fancy yarns	4 or 4.5 regular helices
3	5000	166	3 or 4 helices and formation of large loops	6 or 6.5 regular helices and slight wobbling of the core thread
4	6000	200	Wobbling of the core thread; 7 narrower helices	8 or 8.5 regular helices and slight wobbling of the core thread
5	7000	233	Wobbling of the core thread, 9 helices	Wobbling or ballooning of the core thread; helices were 9, 9.5 or 10
6	8000	266	Wobbling of the core thread; number of helices was approximated to 10	Ballooning of the core thread; number of helices was approximated to 10

**Table 2: The Numerical Results of Testing the Fancy Yarns of this Article**

Machine Settings	Number of helices in the first spinning zone (40 mm)		Mean (and SD) Size of Fancy Profile, mm <sup>2</sup>		Mean (and SD) Number of Fancy Profile per (dm <sup>-1</sup> )	
	Group I	Group II	Group I	Group II	Group I	Group II
1	0	0	*	*	*	*
2	0	4 or 4.5	*	20.98 (8.64)	*	5.53 (1.12)
3	3 or 4	6 or 6.5	23.90 (21.91)	14.13 (5.10)	4.6 (1.35)	7.2 (1.14)
4	7	8 or 8.5	12.55 (3.49)	9.86 (4.34)	6.33 (1.34)	8.26 (1.38)
5	9	9; 9.5 or 10	10.83 (2.63)	8.70 (2.57)	8.33 (1.29)	8.4 (1.35)
6	approximated to 10	approximated to 10	8.08 (1.93)	8.45 (1.57)	9.2 (1.52)	9 (1.31)



1  
2  
3  
4  
5  
6  
7  
8  
9  
10  
11  
12  
13  
14  
15  
16  
17  
18  
19  
20  
21  
22  
23  
24  
25  
26  
27  
28  
29  
30  
31  
32  
33  
34  
35  
36  
37  
38  
39  
40  
41  
42  
43  
44  
45  
46  
47  
48  
49  
50  
51  
52  
53  
54  
55  
56  
57  
58  
59  
60

Figures










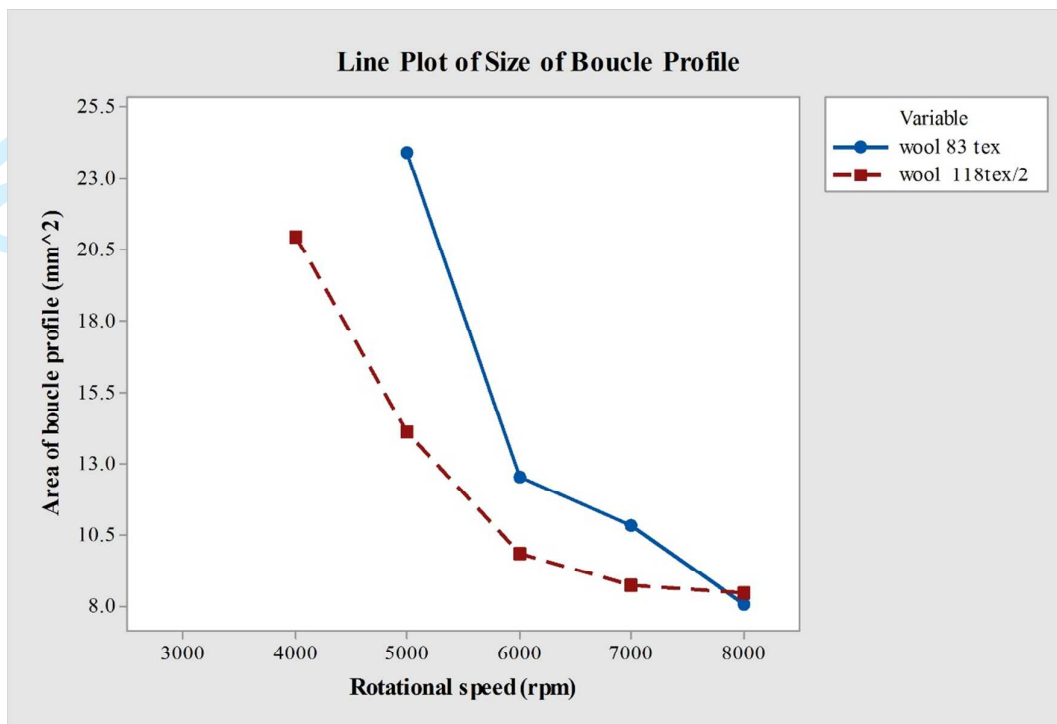
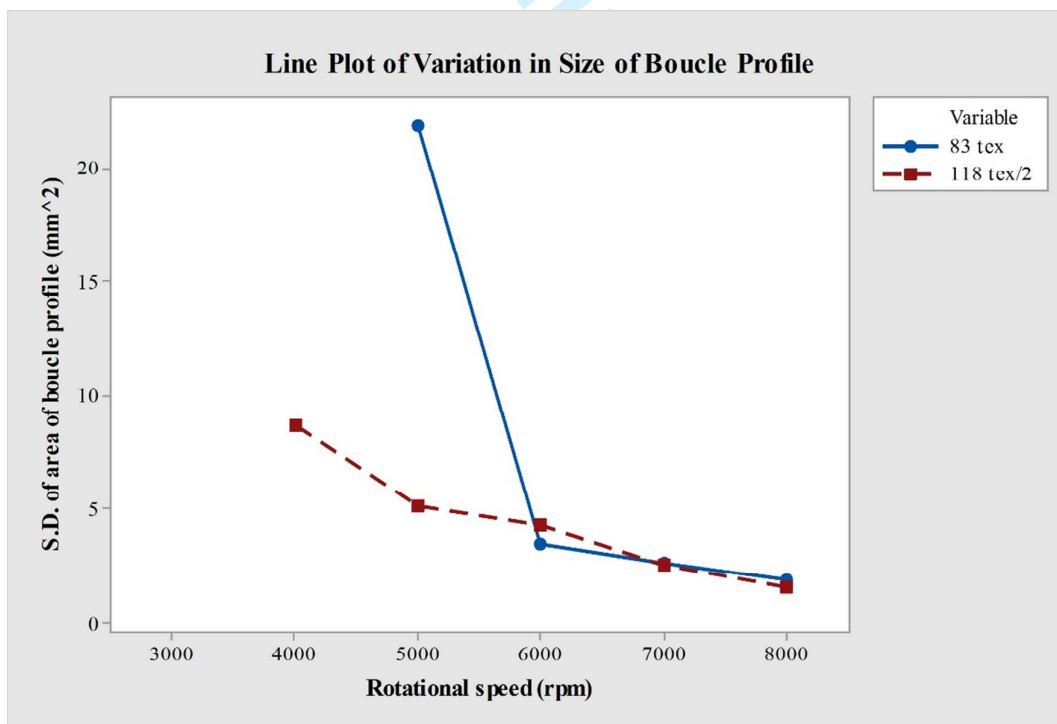
Machine setting	Group I	Group II
2		 Yarn II-2
3	 Yarn I-3	 Yarn II-3
4	 Yarn I-4	 Yarn II-4
5	 Yarn I-5	 Yarn II-5
6	 Yarn I-6	 Yarn II-6

Figure 1: Images of the Fancy Yarns for the Two Groups of Effect Threads of this Article



26  
27  
28  
29  
30  
31

**Figure 2: Influence of the Rotational Speed and Thickness of the Effect Thread on Size of Fancy Profile**



56  
57  
58  
59  
60

**Figure 3: Influence of the Rotational Speed and Thickness of the Effect Thread on the Variation in Size of Fancy Profile**

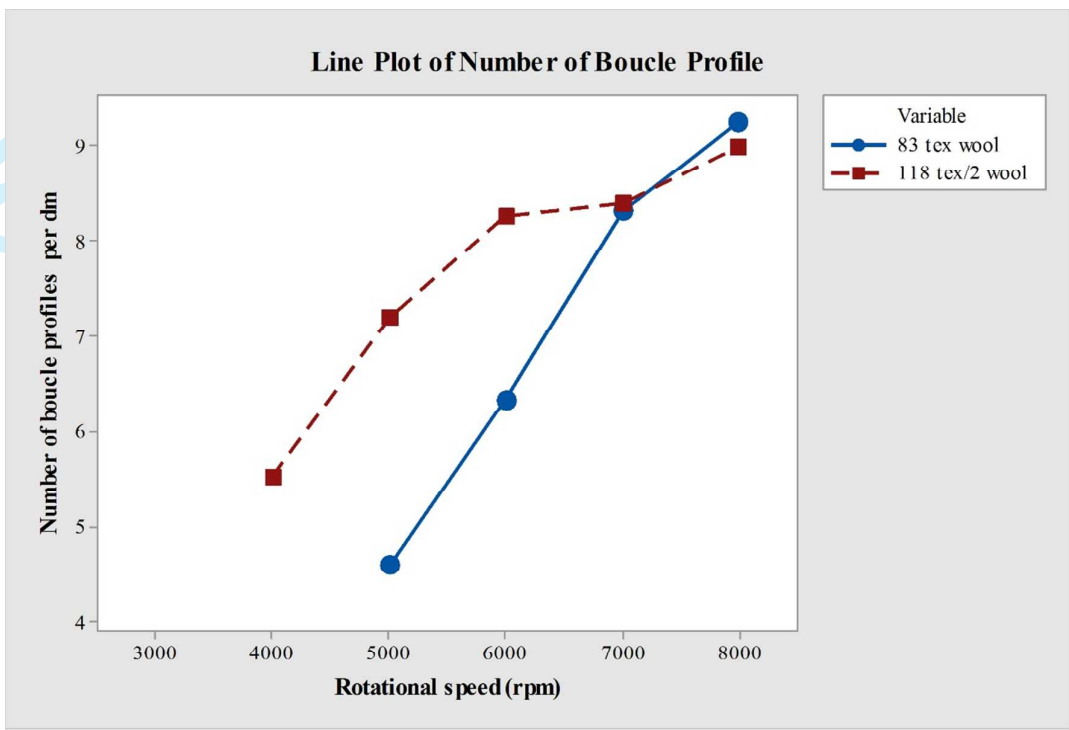


Figure 4: Influence of the Rotational Speed and Thickness of the Effect Thread on Number of Fancy Profiles

1  
2  
3  
4  
5  
6  
7  
8  
9  
10  
11  
12  
13  
14  
15  
16  
17  
18  
19  
20  
21  
22  
23  
24  
25  
26  
27  
28  
29  
30  
31  
32  
33  
34  
35  
36  
37  
38  
39  
40  
41  
42  
43  
44  
45  
46  
47  
48  
49  
50  
51  
52  
53  
54  
55  
56  
57  
58  
59  
60